



Federal
**HUMAN
TRAFFICKING** *Report*



A publication of





Federal
HUMAN
TRAFFICKING *Report*

Primary Authors:
Kyleigh E. Feehs
John Cotton Richmond

ACKNOWLEDGMENTS

The Institute acknowledges that many individuals participated in the development of this Report. Specifically, it is grateful for the work of the following attorneys:

Brooke Barack	Katherine Goyette	Alisha Perry
Kristina Brooks	Annie Khan	Renee Pierson
Garrett Filetti	Stephanie King	
David Fillingame	Lindsey Pence	

The Institute is also thankful for the contributions of the 2017-2018 Douglass Fellows class who assisted in the collection and review of cases:

Katherine Carey, *Stanford Law School*
Brittany Davis, *Columbia Law School*
Cassandra Murphy, *University of Virginia School of Law*
Meaghan Newkirk, *Duke University School of Law*
Cory Sagduyu, *University of Virginia School of Law*
Emily Sauer, *Pepperdine University School of Law*
Holly Thompson, *Vanderbilt Law School*

The contributions of Megan Abrameit, Dr. Kenneth R. Feehs, Nicholas Masters, Jonathan Roberts, and Kelli Ross are also gratefully appreciated.

Graphic Design by Amy Nelson, Roaring Jellyfish Designs.
Salesforce database development by Allison Blajda & Spencer O'Connor, Vera Solutions, Benefit LLC.

Additional copies of this report are available at:
TraffickingMatters.com and TraffickingInstitute.org

TABLE OF CONTENTS

Executive Summary.....1-7

Criminal Human Trafficking Cases.....10-49

Civil Human Trafficking Cases.....50-61

Methodology.....62-73

Appendix.....75-93

 Year Over Year Charts.....76-79

 2017 Criminal Cases by District.....80-83

 2016 Criminal Cases by District.....84-87

 2017 Civil Cases by District.....88-90

 2016 Civil Cases by District.....91-93



The Human Trafficking Institute

18 April 2018

Dear Reader,

The 2017 Federal Human Trafficking Report represents a long-lasting desire to capture and analyze what federal courts in the United States are doing to combat human trafficking. The Human Trafficking Institute undertook this project with the ambitious goal of capturing an exhaustive list of all the criminal and civil human trafficking cases in the United States. Through the tireless work of the Institute's team members, this Report contains wide-ranging information about every human trafficking case that federal courts handled during 2017.

While this Report provides significant details about certain aspects of human trafficking cases, it does not answer all questions. An effective public justice system is an essential part of a victim-centered and trauma-informed approach to handling trafficking cases. This Report focuses on data about cases moving through the justice system. It does not capture the important work of reducing vulnerabilities or providing tailored survivor care, which is also essential.

The Report draws from public court documents, agency press releases, and news sources. It does not attempt to provide a reason or rationale for the number, type, or location of cases, but instead, the Report objectively presents what occurred during 2017. It will be for policymakers, researchers, advocates, and others to use this data to explain current practices, argue for changes in policy, or recommend new approaches.

By its nature, this Report is not a prevalence estimate nor an account of the state of trafficking in the United States. Instead, it summarizes and analyzes the cases moving through the federal court system. It is limited to the federal system and does not contain cases filed in various state courts or cases never taken to any court at all.

The 2017 Federal Human Trafficking Report represents a significant step forward in our understanding of federal human trafficking cases in the United States. The Institute will continue to refine and analyze the case data, and it looks forward to expanding this Report in the coming years. We are grateful for the opportunity to collaborate with many government agencies, non-governmental organizations, and survivors during the collection and analysis of this data.

Sincerely,



Kyleigh E. Feehs



John Cotton Richmond



EXECUTIVE SUMMARY

Human trafficking is an economically motivated crime where traffickers compel people to work or to engage in commercial sex acts. U.S. federal law criminalizes the trafficker's exploitive conduct and provides protections for victims. An effective public justice system is an essential part of a victim-centered and trauma-informed approach to handling trafficking cases.

The Human Trafficking Institute reviewed every criminal and civil human trafficking case in the federal court system in 2017 and compiled the Federal Human Trafficking Report, which provides data regarding the cases within the justice system.


The Report's findings are not a prevalence estimate of trafficking in the United States, but instead serve as an objective summary of what the federal system has done to address human trafficking. The Report does not capture data from state prosecutions, state civil suits, or unreported human trafficking cases.

In 2017, there were 783 active criminal and civil human trafficking cases involving 1,930 defendants that were working their way through the federal court system. 88.8% of active human trafficking cases were criminal matters and 11.2% were civil suits.

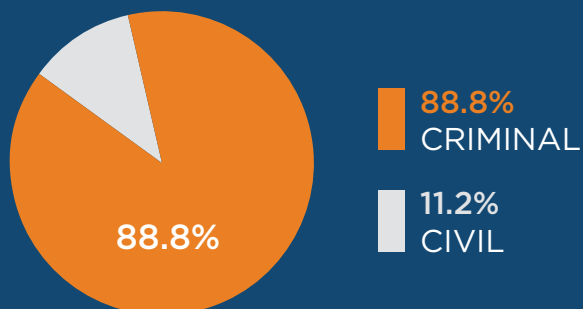
The 695 active criminal human trafficking cases included 6,036 individual federal charges against 1,474 defendants. The government initiated 230 new criminal human trafficking cases in 2017; 216 were sex trafficking cases and 14 were labor trafficking cases.

2017 ACTIVE CRIMINAL HUMAN TRAFFICKING CASES

■ SEX TRAFFICKING
■ LABOR TRAFFICKING



2017 ACTIVE HUMAN TRAFFICKING CASES

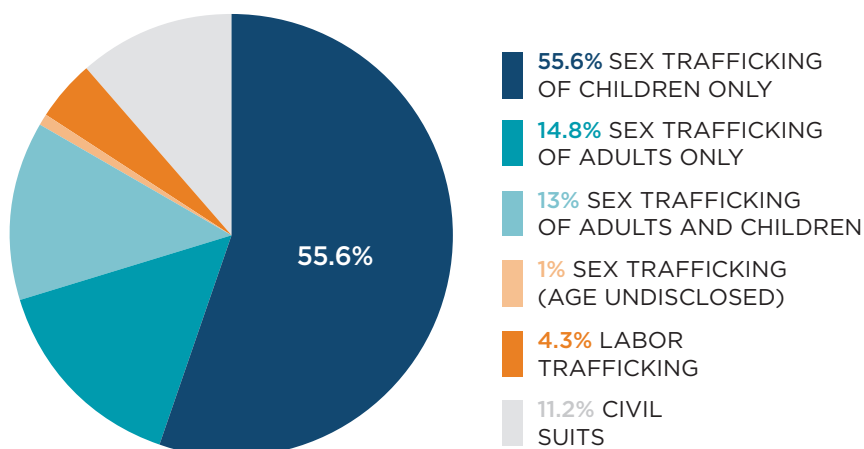


ACTIVE HUMAN TRAFFICKING CASES IN 2017

	CASES	DEFENDANTS
CRIMINAL TOTAL	695	1474
Sex Trafficking	661	1396
Only Child Victim	435	701
Only Adult Victims	116	280
Both Child and Adult Victims	102	393
Victims Age Undisclosed	8	22
Labor Trafficking	34	78
CIVIL TOTAL	88	456
Sex Trafficking	8	48
Labor Trafficking	80	408
ALL HUMAN TRAFFICKING	783	1930

In 2017, criminal sex trafficking cases dominated 84.4% of the total federal efforts to combat human trafficking. Of the 783 active federal human trafficking cases, over half, 55.6% (435), were criminal sex trafficking cases that involved only child victims. The remaining 44.4% (348) of the cases were divided among all other criminal sex trafficking cases, criminal labor trafficking cases, and civil suits.

2017 ACTIVE CASES BY TYPE*

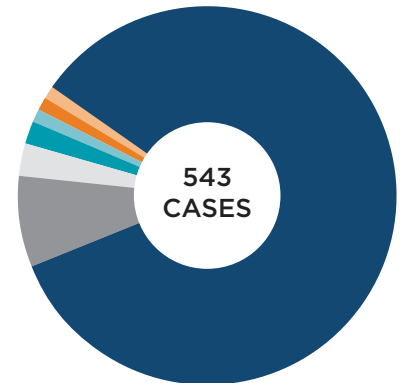
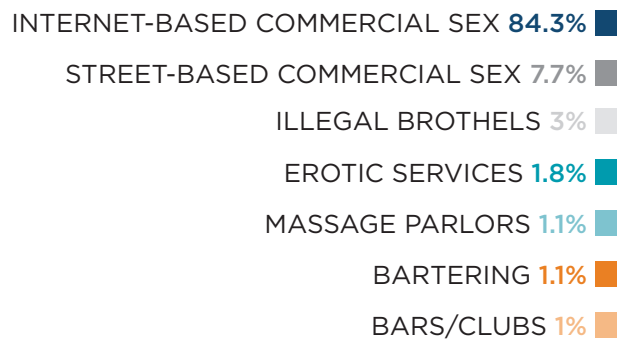


*All sections are criminal except the section designated as civil.

IN 2017, CRIMINAL SEX TRAFFICKING CASES DOMINATED 84.4% OF THE TOTAL FEDERAL EFFORTS TO COMBAT HUMAN TRAFFICKING.



2017 SEX TRAFFICKING BUSINESS MODELS



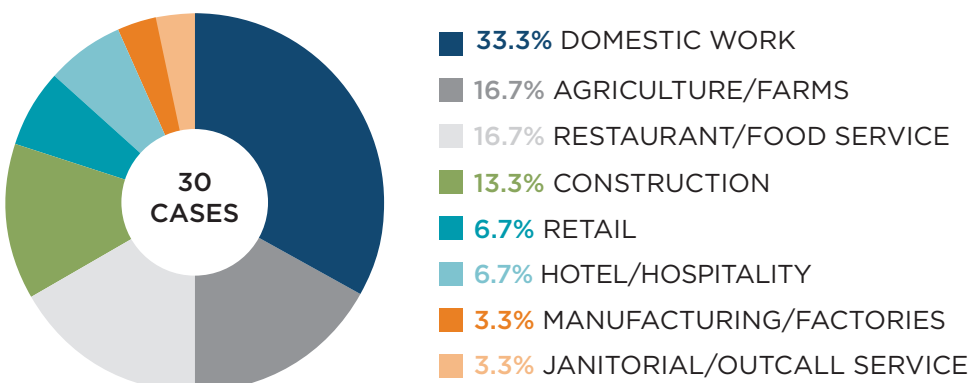
BUSINESS MODELS

In 2017, the overwhelming majority (84.3%) of criminal sex trafficking cases relied on the trafficker using the internet to solicit purchasers for sexual services. Public court documents expressly stated that 72.3% of the internet-based sex trafficking cases involved traffickers posting advertisements on the website Backpage.com to advance their trafficking enterprise. In the remaining 15.7% of the criminal sex trafficking cases, traffickers solicited purchasers through the following means or venues: street-based commercial sex, illegal brothels, erotic services, massage parlors, bars or clubs, or through a bartering system.

Labor traffickers most commonly compelled victims to work as domestic servants, in agricultural fields, or in restaurants. Additional industries where traffickers exploited victims included: construction, retail, hotels, manufacturing plants or factories, and janitorial or outcall services.

72.3%
OF THE
INTERNET-BASED
SEX TRAFFICKING
CASES INVOLVED
BACKPAGE.COM.

2017 LABOR TRAFFICKING BUSINESS MODELS



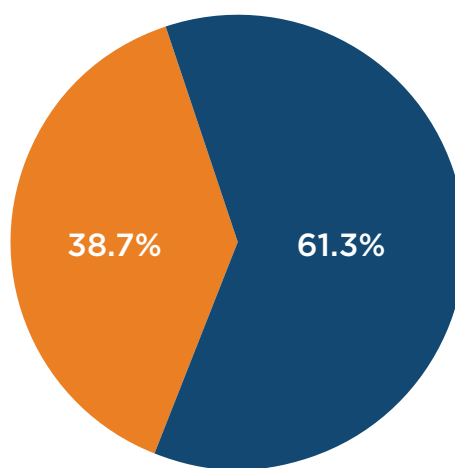
CRIMINAL DEFENDANTS

The 695 criminal cases in 2017 included a total of 1,474 defendants. When considering all the active criminal human trafficking cases in 2017, the majority of cases (61.3%) were single defendant cases. However, the opposite is true when looking at labor trafficking cases alone. In 2017, 61.8% of the active criminal labor trafficking cases were multi-defendant cases.

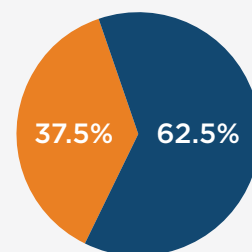
The majority of defendants in active criminal cases in 2017 were male defendants in their mid-thirties. Of the 1,470 individual criminal defendants in 2017, 77.7% were male. There was a slightly higher percentage of female defendants in labor trafficking cases than in sex trafficking cases.

The average age at arrest for sex trafficking defendants was 33, while the average age at arrest for labor trafficking defendants was 47.

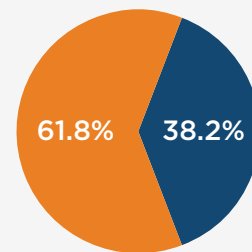
2017 ACTIVE CRIMINAL SINGLE & MULTI-DEFENDANT CASES



SINGLE DEFENDANT
MULTI-DEFENDANT



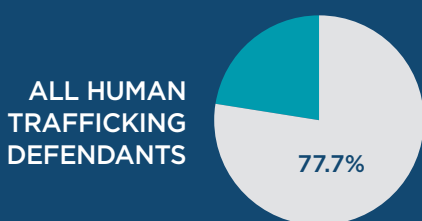
SEX TRAFFICKING CASES



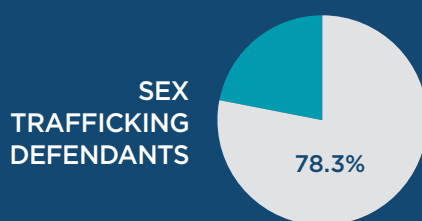
LABOR TRAFFICKING CASES

GENDER OF DEFENDANTS IN 2017 ACTIVE CRIMINAL CASES

MALE ■ FEMALE ■



ALL HUMAN TRAFFICKING DEFENDANTS



SEX TRAFFICKING DEFENDANTS



LABOR TRAFFICKING DEFENDANTS

PURCHASER DEFENDANTS IN ACTIVE 2016 & 2017 CRIMINAL CASES



PURCHASER CASES

There was an 18.3% increase in the number of active purchaser cases in 2017. In the 97 purchaser cases, the government charged 108 purchaser defendants. The overwhelming majority of these cases involved child victims in sex trafficking cases. The government did not charge any purchaser defendants in labor trafficking cases.

THERE WAS AN
18.3% INCREASE
IN THE NUMBER
OF ACTIVE
PURCHASER
CASES IN 2017.

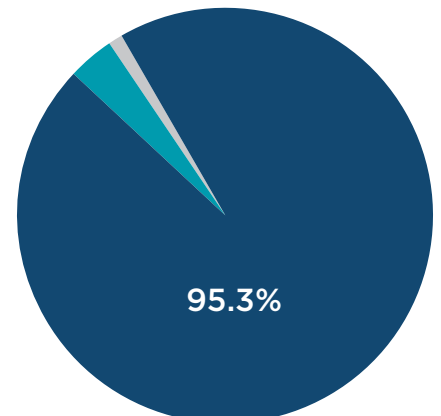


CONVICTIONS, ACQUITTALS & DISMISSALS

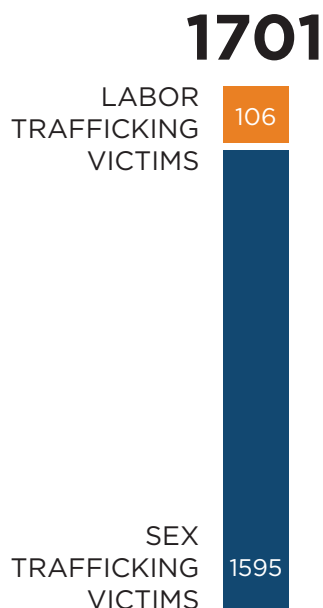
The conviction rate of defendants in 2017 criminal human trafficking cases was 95.3%. In 2017, federal courts resolved 361 criminal trafficking defendants.

CRIMINAL DEFENDANTS RESOLVED BY CONVICTION, ACQUITTAL, OR DISMISSAL IN 2017

CONVICTION **95.3% (344)** ■
DISMISSAL **3.6% (13)** ■
ACQUITTAL **1.1% (4)** ■



NUMBER OF VICTIMS IN 2017 ACTIVE CRIMINAL CASES



COURTS ELECTED NOT TO ORDER MANDATORY RESTITUTION FOR 78.6% OF THE DEFENDANTS SENTENCED.



In addition to convicting 95.3% (344) of the defendants, federal courts acquitted 1.1% (4) of the defendants and dismissed charges against 3.6% (13) of the defendants. Of the 344 convicted defendants, 86.6% (298) entered a guilty plea and did not have their case tried before a jury. 13.4% (46) defendants were found guilty by a jury at trial.

PUNISHMENT

Of the 342 defendants sentenced in 2017, courts ordered an average of 150 months in sex trafficking cases and 31 months in labor trafficking cases. Courts ordered 7 convicted defendants to life imprisonment during 2017.

RESTITUTION

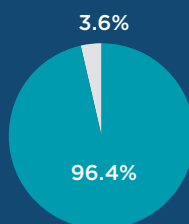
Although victim restitution is mandatory under federal law, it remains uncommon. In 2017, courts sentenced 342 defendants in human trafficking cases. Of those sentenced, 224 defendants were convicted of a crime triggering mandatory restitution. Courts elected not to order mandatory restitution for 78.6% of the defendants sentenced.

VICTIMS

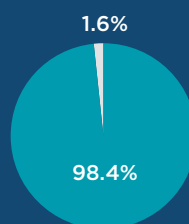
A trafficker may have exploited more victims than those identified in the public court documents. Therefore, the number of identified victims should

GENDER BREAKDOWN IN ACTIVE CRIMINAL CASES

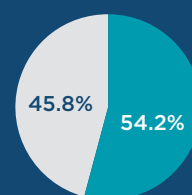
FEMALE ■
MALE ■



ALL
VICTIMS



SEX TRAFFICKING
VICTIMS



LABOR TRAFFICKING
VICTIMS

not be confused with the number of actual victims exploited. There were 1,701 identified victims in the active 2017 criminal cases (1,595 sex trafficking and 106 labor trafficking).

It is worth noting that court documents only identified 58 male victims in all of the criminal human trafficking cases that were active in 2017. 96.4% (1,536) of the victims were female and 3.6% (58) were male.

Criminal labor trafficking cases were far more likely to seek relief for male victims than sex trafficking cases. In criminal sex trafficking cases, only 1.6% (25) of victims were male, while 98.4% were female. In labor trafficking cases, 45.8% (33) of the victims were male and 54.2% (39) were female.

CIVIL SUITS

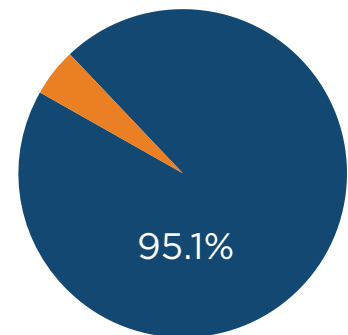
The number of active federal human trafficking civil suits remained remarkably low in 2017. There were only 88 active civil suits nationwide and only 25 newly initiated civil suits. It is worth noting that in 2017, there were 2.4 times more active civil labor trafficking cases (80) than active criminal labor trafficking cases (34). 90.9% of the civil suits arose from labor trafficking.

Businesses, organizations, and corporations were more likely to be sued civilly for human trafficking than charged criminally. 39.7% of the 456 defendants in active civil human trafficking suits in 2017 were entity defendants. In comparison, only 0.3% of the defendants in active criminal cases in 2017 were entities.

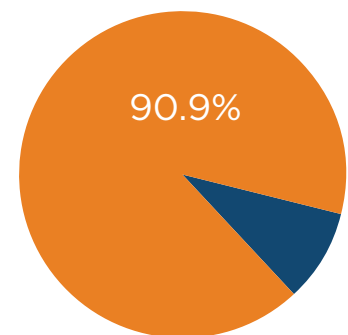
38.9% of the 167 civil defendants resolved in 2017 entered into a settlement agreement with the plaintiff(s). Only 1.8% of the defendants were resolved by a district court entering a judgment against the defendant in the civil suit. The majority (59.5%) of the civil defendants resolved in 2017 were dismissed, either by the court or by the plaintiff, with no indication of a settlement agreement between the parties.

IN 2017, THERE
WERE ONLY
88 ACTIVE
CIVIL HUMAN
TRAFFICKING
SUITS
NATIONWIDE.

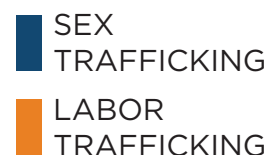
SEX & LABOR TRAFFICKING BREAKDOWN IN CIVIL & CRIMINAL CASES



CRIMINAL



CIVIL







Federal
**HUMAN
TRAFFICKING** *Report*

2017 CRIMINAL HUMAN TRAFFICKING CASES

TOTAL ACTIVE CASES IN 2017

In 2017, there were 783 active federal human trafficking cases in the United States and its territories.¹ The vast majority, 88.8% (695), of those cases were criminal human trafficking cases. The remaining 11.2% (88) of active human trafficking cases were civil suits filed in United States federal courts.

CRIMINAL CASES IN 2017

Out of the 695 active criminal cases, the government initiated 230 new criminal cases during 2017. 253 of the active cases were initiated before 2017 and were not resolved during 2017. They continue into 2018. During 2017, 212 of the active cases concluded, as the court resolved all pending charges against every criminal defendant in the case.

The 230 newly initiated criminal human trafficking cases in 2017 represent a 3.6% increase from 2016 when the government initiated 222 new criminal human trafficking cases.

TYPE OF CRIMINAL CASES

The 695 active criminal cases were not equally divided between trafficking involving commercial sexual activity and trafficking involving other labor and services. In 2017, 95.1% (661) of the active criminal human trafficking cases were sex trafficking cases, and only

2017 ACTIVE CASES

695 Criminal Cases
+ 88 Civil Cases

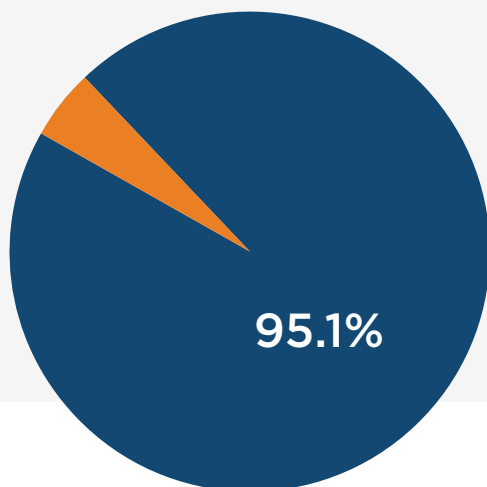
783 Total Cases

2016 & 2017 ACTIVE CRIMINAL CASES



*Initiated prior to January and not resolved in that year

¹ For purposes of this report, a criminal case is considered “active” if the government has initiated criminal charges in federal court and one or more defendants is still pending trial, sentencing or appeal. For a more detailed discussion of “active” cases, see the Report’s Methodology.



2017 ACTIVE CRIMINAL CASES

- **95.1%** SEX TRAFFICKING
- **4.9%** LABOR TRAFFICKING

4.9% (34) were labor trafficking cases.² This continues a pattern from 2016 when sex trafficking cases accounted for 96.3% of the 647 active criminal cases during that year.

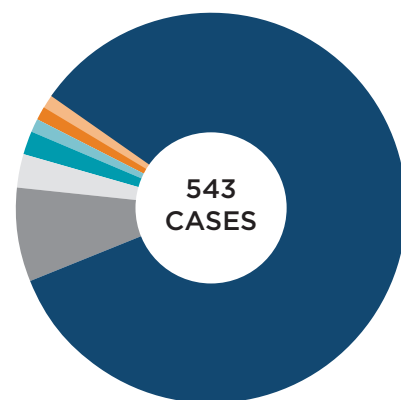
Approximately one-third of the total active criminal cases in 2017 were cases that were initiated that year. Out of 661 active criminal sex trafficking cases in 2017, the government initiated 216 new cases. Meanwhile, of the 34 active criminal labor trafficking cases in 2017, the government initiated 14 new cases.

SEX TRAFFICKING BUSINESS MODELS

Traffickers often obscure their human trafficking operations within a variety of legal and illegal business models or economic expressions. This Report classifies the “business model” in a sex trafficking case by where the trafficker primarily solicits potential purchasers for commercial sex or where a purchaser would go to arrange a commercial sex transaction with a trafficked person.

2017 SEX TRAFFICKING BUSINESS MODELS

- BARS/CLUBS **1%**
- BARTERING **1.1%**
- MESSAGE PARLORS **1.1%**
- EROTIC SERVICES **1.8%**
- ILLEGAL BROTHELS **3%**
- STREET-BASED COMMERCIAL SEX **7.7%**
- INTERNET-BASED COMMERCIAL SEX **84.3%**



² In 18 criminal cases, both sex and labor trafficking charges were combined in the indictment. For these cases, the Report examined the public court documents, agency press releases, and news stories to determine if the sex trafficking or labor trafficking issues predominated. The Report concluded that 14 of the 18 cases were primarily sex trafficking enterprises and 4 of the cases were primarily labor trafficking enterprises.

TRAFFICKERS USED
BACKPAGE.COM IN
72.3%
OF THE “INTERNET-
BASED COMMERCIAL
SEX” CASES.

In 2017, the primary business model in 84.3% (458) of the active criminal sex trafficking cases was “internet-based commercial sex.”³ This means that in the majority of federally-prosecuted sex trafficking cases in 2017, a defendant’s primary method of soliciting purchasers for sexual services was through an online website or social media platform.

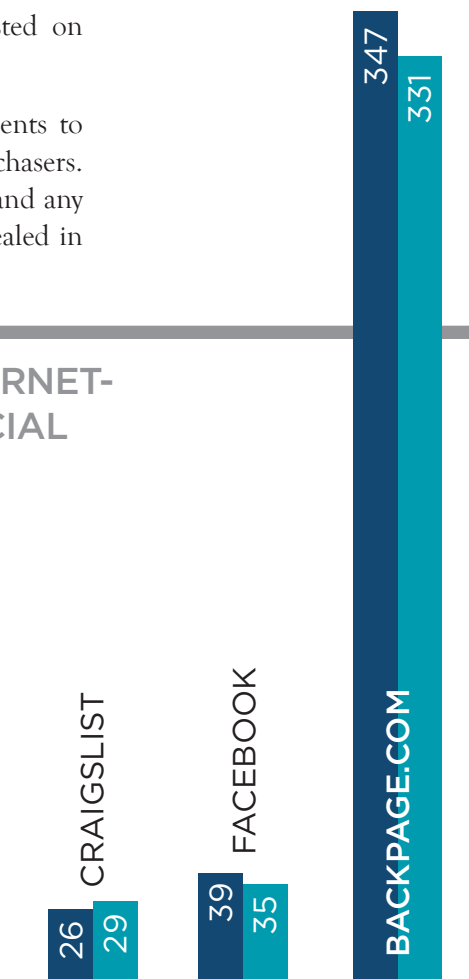
Out of the 458 active criminal sex trafficking cases where the internet was identified as the primary method of purchaser solicitation, the public court documents revealed that one website dominated the “internet-based commercial sex” category. 72.3% (331) of the cases involved advertisements posted on Backpage.com.⁴

It is worth noting that there is no requirement for the court documents to identify the specific website by which traffickers solicited sex purchasers. Therefore, the number of cases where defendants used Backpage.com (and any other website they used to solicit purchasers) could be higher than revealed in these numbers. Some might argue that law enforcement has not put sufficient investigative efforts into other economic expressions of sex trafficking and relied too heavily on Backpage.com, leaving many other sex trafficking situations unidentified.

Backpage.com was not the only online platform used to facilitate commercial sex transactions in sex trafficking cases. In comparison, 7.6% (35) of the “internet-based commercial sex” cases involved the use of Facebook, and 6.3% (29) involved advertisements posted on Craigslist.com. Other websites or social media platforms that public court documents identified, but on

2017 ACTIVE INTERNET-BASED COMMERCIAL SEX CASES

■ 2016
■ 2017



³ This percentage is based on the 543 active criminal sex trafficking cases in 2017 where the primary business model was able to be identified through public court documents, agency press releases, or news articles.

⁴ Backpage.com is a website where individuals can post classified advertisements for a variety of products and services, including commercial sex.

a less frequent basis, included: MyRedBook, Instagram, KiK Messenger, Tagged, Eros, Adult Friend Finder, Pinger, Executive Companion, and several others.⁵

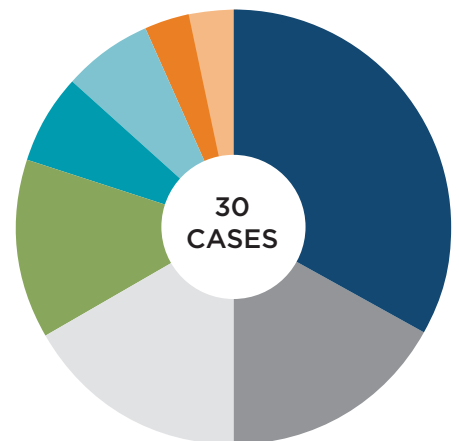
This data is consistent with the breakdown of “internet-based commercial sex” cases in 2016. In 2016, 82.9% (460) of sex trafficking cases were “internet-based commercial sex” cases.⁶ Public court documents identified the involvement of Backpage.com in 75.4% (347) of the cases where the court documents identified “internet-based commercial sex” as the primary business model. Similar to 2017, court documents identified Facebook in 8.5% (39) of the cases. Only 5.7% (26) of the cases indicated the use of Craigslist in 2016.

In comparison to the large number of sex trafficking cases facilitated online, in 2017, only 7.7% (42) of the active criminal sex trafficking cases primarily involved “street-based commercial sex,” where victims were expected to solicit potential purchasers or initiate commercial sex by walking along a designated section of a street, commonly known as a “track,” “stroll,” or “block.” The remaining active criminal sex trafficking cases involved commercial sex acts that were facilitated through illegal brothels (3%); erotic services, such as escort services, host bars, or strip clubs (1.8%); massage parlors (1.1%); bars or clubs (1%); or through a bartering relationship (1.1%).

LABOR TRAFFICKING BUSINESS MODELS

The Report identified the primary business model in labor trafficking cases by the business or industry where traffickers compelled victims to work or provide services. Out of the 30 active criminal labor trafficking cases in 2017, where public court documents identified the business model, 33.3% (10) of the cases involved defendants compelling victims to perform domestic work (housemaid, cook, nanny, etc.); 16.7% (5) involved a victim working in agriculture or on farms; 16.7% (5) involved a victim working at a restaurant; and 13.3% (4) involved a victim working in construction. The remaining cases involved defendants compelling victims to work in retail (6.7%), manufacturing (3.3%), hotels (6.7%), or janitorial services (3.3%).

2017 LABOR TRAFFICKING BUSINESS MODELS

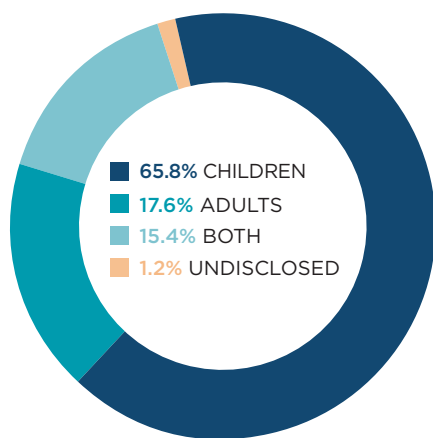


- **33.3% DOMESTIC WORK**
- **16.7% AGRICULTURE/FARMS**
- **16.7% RESTAURANT/FOOD SERVICE**
- **13.3% CONSTRUCTION**
- **6.7% RETAIL**
- **6.7% HOTEL/HOSPITALITY**
- **3.3% MANUFACTURING/FACTORIES**
- **3.3% JANITORIAL/OUTCALL SERVICE**

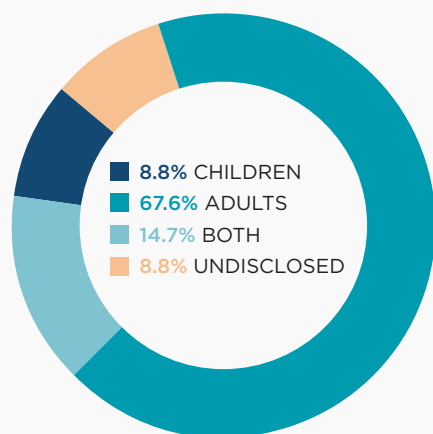
⁵ See Methodology for a complete list of websites and social media platforms that public court documents identified.

⁶ This percentage is based on the 555 active criminal sex trafficking cases in 2016, where public documents identified the primary business model.

2017 ACTIVE CRIMINAL SEX TRAFFICKING CASES BY AGE OF VICTIM



2017 ACTIVE CRIMINAL LABOR TRAFFICKING CASES BY AGE OF VICTIM



AGE OF VICTIMS IN ACTIVE CRIMINAL SEX TRAFFICKING CASES

The Trafficking Victims Protection Act's (TVPA) criminal provisions allow the government to charge defendants with sex trafficking crimes involving child victims only, adult victims only, or both child and adult victims. For cases involving only children, the law does not require the government to prove that the trafficker used force, threats of force, fraud, or coercion to compel the child to engage in a commercial sex act. Instead, the government need only to prove that the defendant had knowledge, or recklessly disregarded, that the child victim was under the age of 18.⁷

The majority of active criminal sex trafficking cases in 2017 involved only child victims. Of the 661 active criminal sex trafficking cases in 2017, 65.8% (435) involved only child victims. That includes 39 sting cases where law enforcement advertised fictitious children for commercial sex. Meanwhile, 17.6% (116) of the active criminal sex trafficking cases involved only adult victims and 15.4% (102) involved both child and adult victims. In the remaining 1.2% (8) of the active criminal sex trafficking cases in 2017, public court documents did not identify the age of the victims.

AGE OF VICTIMS IN ACTIVE CRIMINAL LABOR TRAFFICKING CASES

Although the TVPA's labor trafficking statute does not differentiate between child and adult victims, court documents often identify the age of victims in labor trafficking cases. Of the 34 active criminal labor trafficking cases in 2017, 8.8% (3) of the cases involved only child victims, 67.6% (23) of the cases involved only adult victims, and 14.7% (5) of the cases involved both child and adult victims. In the remaining 8.8% (3) of the active criminal labor trafficking cases in 2017, public court documents did not identify the ages of the victims.

⁷ See 18 U.S.C. § 1591(a)(2) (prohibiting an individual from causing a person to engage in a commercial sex act where the defendant acts "knowing ... or in reckless disregard of the fact ... that the person has not attained the age of 18 years"). In addition, Section 1591 provides that the government need not prove a defendant's knowledge of a child victim's age when the defendant had a "reasonable opportunity to observe" the child victim.



METHODS OF COERCION IN ACTIVE SEX TRAFFICKING CASES

For a court to convict a defendant of sex trafficking of an adult under the TVPA, the government must prove beyond a reasonable doubt that a defendant used force, threats of force, fraud, or coercion to compel an adult to engage in sexual services. Even though the TVPA does not require the government to prove that a defendant used force, threats of force, fraud, or coercion in cases involving only child victims, traffickers commonly use these means in cases involving children as well. Out of the 661 total active sex trafficking cases in 2017, public court documents indicated evidence of force, threats of force, fraud, or coercion in 63.8% (422) of the cases.

Traffickers employed a wide variety of coercive techniques to compel victims to engage in commercial sex in 2017. Traffickers frequently combine multiple coercive techniques to maintain control over their victim(s). Therefore, the percentages used in this section of the Report do not add up to 100% because court documents may have revealed that a trafficker used more than one form of force, fraud, or coercion. Underreporting is also possible in this area, because the court documents may not articulate a trafficker's complete coercive scheme.

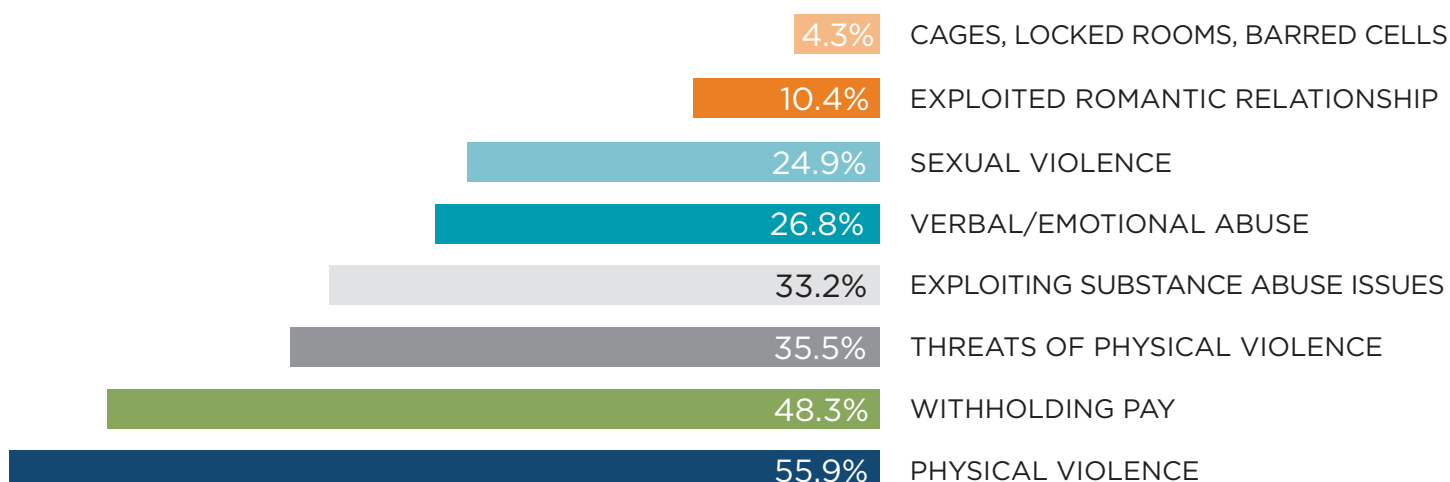
Of the 422 active criminal sex trafficking cases in 2017 where court documents identified the method(s) of coercion used, only a small number of cases involved defendants physically restraining the victim through cages, locked rooms, or barred cells (4.3%) or by using chains or shackles (1.4%).

Even though the TVPA specifically allows for the government to bring trafficking cases based on nonviolent, or subtle forms of coercion, over half of the active sex trafficking cases involved a defendant using physical violence to compel a victim

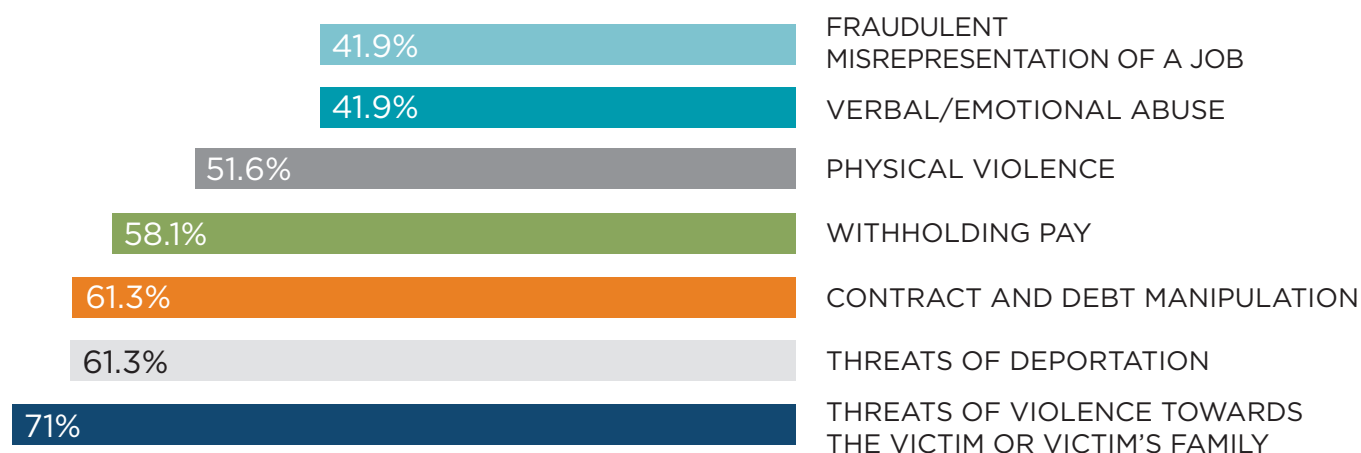
THE MAJORITY -
65.8%
- OF ACTIVE
CRIMINAL SEX
TRAFFICKING
CASES IN 2017
INVOLVED ONLY
CHILD VICTIMS.



METHODS OF COERCION FOR 2017 ACTIVE CRIMINAL SEX TRAFFICKING CASES



METHODS OF COERCION FOR 2017 ACTIVE CRIMINAL LABOR TRAFFICKING CASES



to engage in commercial sex. In 55.9% (236) of the cases, a defendant used physical violence; in 24.9% (105) of the cases, a defendant used sexual violence; and in 35.5% (150) of the cases, a defendant used threats of physical violence to force a victim to engage in sex acts with purchasers. In addition to threatening the victim, defendants threatened third parties, such as other victims, the victim's family members, or the victim's child, in 13% (55) of the active sex trafficking cases.

Traffickers also engage in fraudulent schemes to coerce victims to engage in commercial sex. In 2017, 17.8% (75) of the cases involved a defendant luring a victim into commercial sex by making false promises of another job. In 10.4% (44) of the cases, a defendant initiated a romantic relationship with a victim and later exploited this relationship to compel the victim to engage in commercial sex.

Traffickers also induce or manipulate substance abuse issues as a method of coercing victims to engage in commercial sex. Traffickers may target individuals with existing substance issues, or alternatively, may cause the victim's addiction following recruitment. Often, traffickers supply a victim with addictive substances and use the victim's fear of withdrawal symptoms to compel them to engage in commercial sex. In 2017, 33.2% (140) of the active sex trafficking cases involved a defendant using addictive substances to control their victim(s).

55.9%
OF THE ACTIVE
SEX TRAFFICKING
CASES INVOLVED
A DEFENDANT
USING PHYSICAL
VIOLENCE TO
COMPEL A VICTIM
TO ENGAGE IN
COMMERCIAL SEX.

METHODS OF COERCION IN LABOR TRAFFICKING CASES

Under the TVPA, in cases involving labor trafficking, the government must always show that the defendant used at least one of four prohibited means to compel the victim to perform the labor or services.⁸ Labor traffickers frequently combine multiple coercive techniques to maintain control over their victim(s). Therefore, the percentages used in this section of the Report do not add up to 100% because court documents may have revealed that a trafficker used more than one form of force, fraud, or coercion. Underreporting is possible in this area, because the court documents may not articulate a trafficker's complete coercive scheme.

Out of the 34 active criminal labor trafficking cases, the court documents clearly identified the defendant's method(s) of coercion in 91.2% (31) of the cases.

⁸ See 18 U.S.C. § 1589(a) (prohibiting an individual from providing or obtaining labor or services through "any one of, or by any combination of, the following means—

1. by means of force, threats of force, physical restraint, or threats of physical restraint to that person or another person;
2. by means of serious harm or threats of serious harm to that person or another person;
3. by means of the abuse or threatened abuse of law or legal process; or
4. by means of any scheme, plan, or pattern intended to cause the person to believe that, if that person did not perform such labor or services, that person or another person would suffer serious harm or physical restraint.”).

THE FBI WAS
THE PRIMARY
INVESTIGATIVE
AGENCY IN
74.7%
OF ACTIVE
CRIMINAL SEX
TRAFFICKING
CASES INVOLVING
ONLY CHILDREN.



Only 16.1% (5) of the active criminal labor trafficking cases involved the defendant physically restraining the victim through cages, locked rooms, or barred cells.⁹ In comparison, the majority of the cases, 51.6% (16), involved the defendant using physical violence to compel the victim to provide labor or services. In an even higher number of cases, 71% (22), the defendant threatened to use violence against the victim or the victim's family if the victim did not perform work for the defendant.

Traffickers may also manipulate a victim's immigration status, withhold immigration documents, and exploit a victim's inability to speak English to compel a victim to provide labor or services. In 2017, 61.3% (19) of the active criminal labor trafficking cases involved a defendant threatening that the victim would be deported if the victim did not engage in the work or services. In 29% (9) of the cases, court documents indicated that a defendant withheld the victim's immigration documents and in 19.4% (6) of the cases, the defendant relied on the victim's inability to speak English to continue to exploit the victim.

Finally, defendants in 2017's active criminal labor trafficking cases often relied on fraudulent employment schemes to coerce the victim to provide labor or services. In 41.9% (13) of the active labor trafficking cases, a defendant made false promises about an employment opportunity as a means of recruiting the victim(s). In 61.3% (19) of the cases, the trafficker manipulated a written contract or debt obligation to compel the victim to continue to engage in labor or services for the defendant's profit.

PRIMARY INVESTIGATIVE AGENCY

Multiple federal law enforcement agencies have jurisdiction to pursue evidence in human trafficking cases. In many cases, multiple federal law enforcement agencies work collaboratively, along with state and local law enforcement to investigate a case.

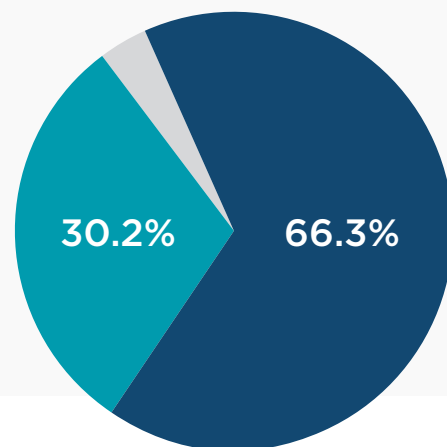
The Report seeks to identify the primary investigative agency based on the information in public court documents, agency press releases, and news stories. In 2017, the Federal Bureau of Investigation (FBI) was the primary investigative agency in 66.3%¹⁰ (401) of the active criminal cases. Homeland Security Investigations (HSI) was the primary investigative agency in 30.2% (183) of the active cases.

⁹ This percentage is based on the 31 cases where the public court documents identified the method of coercion.

¹⁰ This percentage is based on the 605 active criminal cases in 2017, where the primary investigating agency was identified in public court documents or agency press releases.

PRIMARY INVESTIGATIVE AGENCY IN 2017 ACTIVE CRIMINAL HUMAN TRAFFICKING CASES

FBI 66.3% ■ HSI 30.2% ■ OTHER 3.5% ■



Other federal agencies such as Diplomatic Security Service (DSS), the Drug Enforcement Agency (DEA), the U.S. Marshals Service, the Bureau of Alcohol, Tobacco, Firearms, and Explosives (ATF), and the United States Park Police served as the primary investigative agencies for the remaining 3.5% (21) of the active criminal human trafficking cases in 2017.

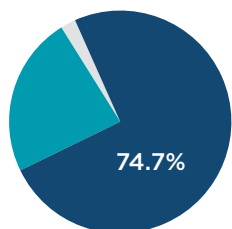
When adjusted by case type the numbers shift. In sex trafficking cases involving only child victims, the FBI was the primary investigative agency 74.7% (254)¹¹ of the time, and HSI was the primary investigative agency 23.2% (79) of the time. In sex trafficking cases involving only adult victims or adult and child victims, the FBI's percentage dropped slightly to 61.1% (116)¹² and HSI's increased to 33.7% (64).

In labor trafficking cases, the FBI was the primary investigating agency in 35.5% (11)¹³ of the cases, and HSI was the primary investigative agency 58.1% (18) of the time. The Diplomatic Security Service (DSS) was the primary investigative agency in the remaining 6.5% (2) of the labor trafficking cases.

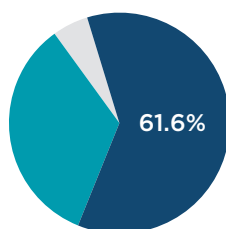
HSI WAS THE
PRIMARY
INVESTIGATIVE
AGENCY IN
58.1%
OF ACTIVE
CRIMINAL LABOR
TRAFFICKING
CASES.

INVESTIGATIVE AGENCY BY CASE TYPE

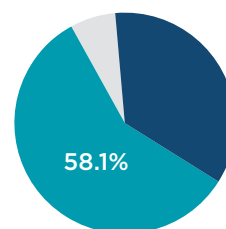
SEX TRAFFICKING
CHILD VICTIMS
ONLY



SEX TRAFFICKING
ADULTS ONLY OR
ADULTS & CHILD VICTIMS



LABOR
TRAFFICKING CASES



■ FBI
■ HSI
■ OTHER

¹¹ This percentage is based on the 340 active criminal cases in 2017 involving sex trafficking of child victims only, where the primary investigating agency was identified in public court documents or agency press releases.

¹² This percentage is based on the 190 active criminal cases in 2017 involving sex trafficking of adults only or adults and child victims, where the primary investigating agency was identified in public court documents or agency press releases.

¹³ This percentage is based on the 31 active criminal labor trafficking cases in 2017, where the primary investigative agency was identified in public court documents or agency press releases.

HUMAN TRAFFICKING DEFENDANTS

SINGLE & MULTI-DEFENDANT CASES

The 695 active criminal human trafficking cases in 2017 involved a total of 1,474 defendants. Although the federal government can charge multiple traffickers within one human trafficking case, the majority of active criminal cases in 2017 involved a single trafficking defendant. Out of the 695 active criminal human trafficking cases in 2017, 61.3% (426) of criminal human trafficking cases were single defendant cases, while 38.7% (269) were multi-defendant cases.

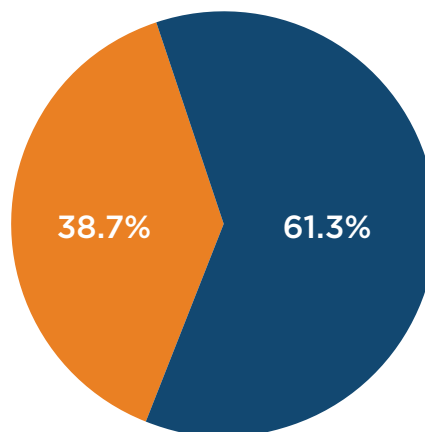
It is noteworthy that labor trafficking cases were more likely to involve multiple defendants. In 2017, 61.8% (21) of the active criminal labor trafficking cases involved more than one defendant, and 38.2% (13) were single defendant cases. The opposite is true for criminal sex trafficking cases. In 2017, 62.5% (413) of the active criminal sex trafficking cases were single defendant cases, and only 37.5% (248) were multi-defendant cases.

The largest number of human trafficking defendants in a single active criminal human trafficking case in 2017 was handled by the Middle District of Georgia. It was a sex trafficking case that involved 30 defendants.

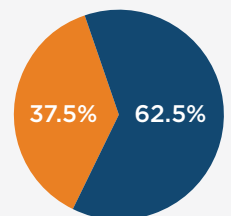
ENTITY DEFENDANTS

Under the TVPA, the federal government can charge both individuals in their personal capacity, as well as businesses or organizations (entities) with human trafficking offenses. This ensures that businesses and other entities can be held liable for facilitating or benefiting from trafficking enterprises. In 2017, only 3 active criminal cases involved an entity defendant, and those cases charged a total of 4 entity defendants in all three cases. The remaining 99.6% of cases involved only individuals as defendants. Of the 3

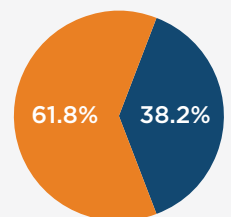
2017 ACTIVE CRIMINAL SINGLE & MULTI-DEFENDANT CASES



SINGLE DEFENDANT ■
MULTI-DEFENDANT ■



SEX
TRAFFICKING
CASES



LABOR
TRAFFICKING
CASES

INDIVIDUAL DEFENDANT ■
 INDIVIDUAL & ENTITY DEFENDANT ■
 ENTITY ONLY ■



2017 ACTIVE CRIMINAL & CIVIL INDIVIDUAL DEFENDANT VS. ENTITY DEFENDANT CASES

THE MAJORITY OF ACTIVE CRIMINAL CASES IN 2017 INVOLVED A SINGLE TRAFFICKING DEFENDANT.



cases charging an entity defendant, 1 was a sex trafficking case, where the entity defendant was a hotel. 2 cases were labor trafficking cases, involving a vegetable farm, a metal manufacturer, and a roofing company.

In comparison, a much higher number of entity defendants were involved in active civil cases in 2017. In the 88 active civil cases, 52.3% (46) of the cases involved individuals and entities as defendants, 12.5% (11) involved only entities as defendants, and 35.2% (31) involved only individuals as defendants.

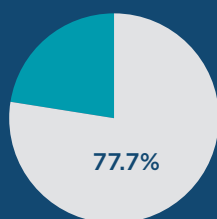
DEFENDANTS GENDER AND AGE

In 2017, the gender of the individuals charged with criminal human trafficking crimes skewed heavily toward males. Of the 1,470 individual defendants in active criminal cases in 2017, 77.7% (1,142) were male and 22.3% (328) were female. Of the 1,395 individual defendants in active criminal sex trafficking cases, 78.3% (1,092) were male, and 21.7% (303) were female. The percentage of female defendants increased slightly in labor trafficking cases. Of the 75 individual defendants in active 2017 criminal labor trafficking cases, 66.7% (50) were male, and 33.3% (25) were female.

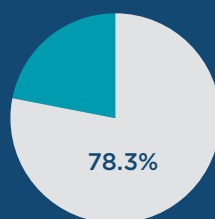
GENDER OF DEFENDANTS IN 2017 ACTIVE CRIMINAL CASES

MALE ■ FEMALE ■

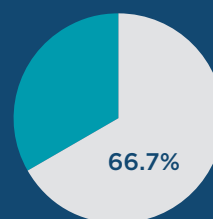
ALL HUMAN TRAFFICKING DEFENDANTS



SEX TRAFFICKING DEFENDANTS



LABOR TRAFFICKING DEFENDANTS



Of the 695 active criminal human trafficking cases in 2017, 69.5% (483) involved only male defendants, 25.2% (175) involved both male and female defendants, and 5.3% (37) involved only female defendants.



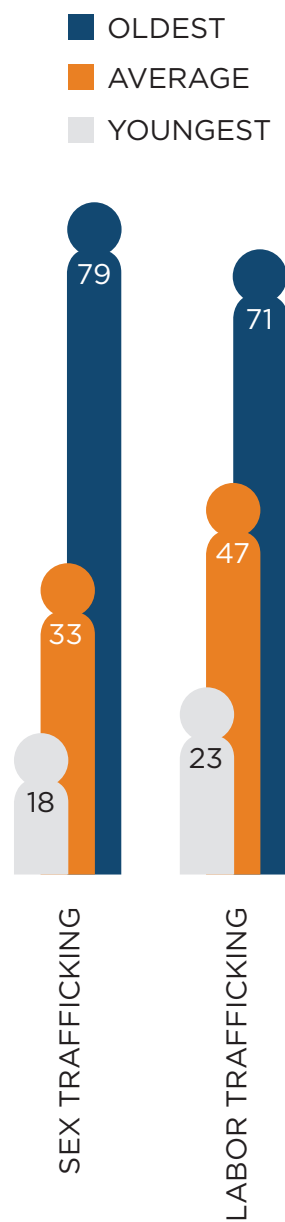
The defendants prosecuted for human trafficking crimes in 2017 covered a broad age range. The youngest defendant in an active criminal case in 2017 was 18 years old at the time of his or her arrest. The oldest defendant prosecuted was 79 years old. The average age at the time of arrest of a sex trafficking defendant was 33 years old, and the average age of a labor trafficking defendant was 47 years old.

Publicly available sources and court documents did not provide sufficient information about defendants' race, ethnicity, national origin, citizenship, or immigration status to distill any meaningful data.

PURCHASER DEFENDANTS

Before the 2015 amendments to the TVPA, the government could prosecute purchasers of commercial sex acts in sex trafficking cases (where sufficient evidence existed to establish all the elements of the crime) under the TVPA's Section 1591 "obtains" provision. In the 2015 amendments to the TVPA, Congress added the additional terms "patronizes" and "solicits" to

AGE OF DEFENDANTS AT ARREST IN 2017 ACTIVE CRIMINAL CASES



target purchasers of commercial sex in sex trafficking cases. In 2017, 14.7% (97) of the active criminal sex trafficking cases involved a purchaser defendant. Of the 97 sex trafficking cases where the government charged a purchaser, 95.9% (93) involved only child victims, and 4.1% (4) involved only adult victims. The government did not charge any purchasers in sex trafficking cases involving both adult and child victims. It is worth noting that state prosecutors may have charged purchasers connected to federal cases in companion state criminal cases that were not captured in this Report.¹⁴

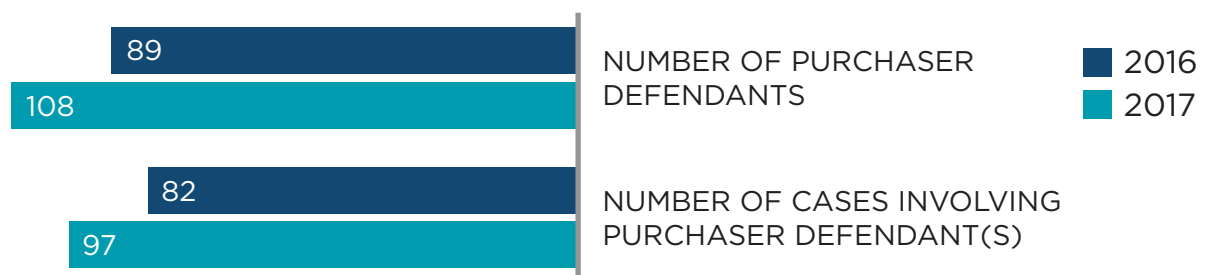
In 2017, the 97 purchaser cases involved a total of 108 individual purchaser defendants. All of the purchaser defendants in active criminal sex trafficking cases in 2017 were men.

Under the TVPA, the government can also prosecute purchasers in labor trafficking cases. However, none of the 2017 labor trafficking cases involved a purchaser defendant.

These numbers represent an increase in purchaser cases from 2016. In 2016, only 13.1% (82) of the active criminal sex trafficking cases involved a purchaser defendant. The total number of purchaser defendants in 2016 was 89. This represents an 18.3% increase in active criminal purchaser cases in 2017 and a 21.3% increase in the number of purchaser defendants facing charges in federal sex trafficking cases.

THERE WAS AN
18.3%
INCREASE IN
THE NUMBER
OF ACTIVE
PURCHASER
CASES IN 2017.

PURCHASER DEFENDANTS IN ACTIVE 2016 & 2017 CRIMINAL CASES



¹⁴This Report does not capture prosecutions of purchasers in sex trafficking cases under state criminal provisions.

HUMAN TRAFFICKING CHARGES

The 695 active criminal human trafficking cases in 2017 involved 6,080 total charges brought by the government against 1,474 defendants. Of the 6,080 active charges, 48.4% (2,942) are human trafficking offenses, and 51.6% (3,138) are related non-human trafficking offenses.¹⁵

SEX TRAFFICKING – ACT ELEMENT

The TVPA's sex trafficking offense (Section 1591) contains two different methods of proving the “act” element. The government can prove that a defendant: 1) engaged in one of 10 prohibited trafficking activities;¹⁶ or 2) benefited, financially or otherwise, from participating in a sex trafficking venture. The government can charge a defendant with either one of these methods, or both, to prove the “act” element.

Of the 1,900 active criminal Section 1591 sex trafficking charges in 2017, the government charged 52.3% (994) based solely on a defendant's engagement in one of the 10 prohibited trafficking activities, 1.0% (19) based solely on a defendant benefiting financially from the sex trafficking venture, and 46.7% (887) based on both the prohibited trafficking activities and benefiting financially.

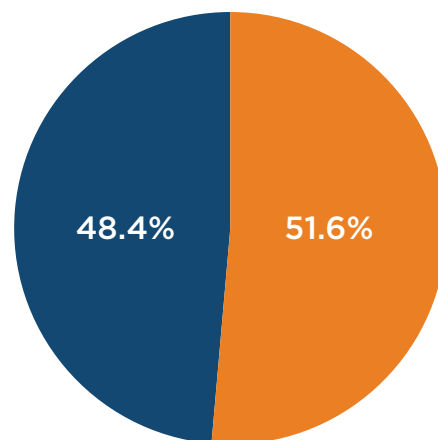
LABOR TRAFFICKING – ACT ELEMENT

The TVPA's primary labor trafficking statute (Section 1589) also includes two ways to prove the “act” element. The government can prove a defendant: 1) engaged in two prohibited trafficking activities (“provide or obtain”); or 2) benefited, financially or otherwise from participating in the labor trafficking

CHARGES IN 2017 ACTIVE CRIMINAL CASES

HUMAN
TRAFFICKING
CHARGES

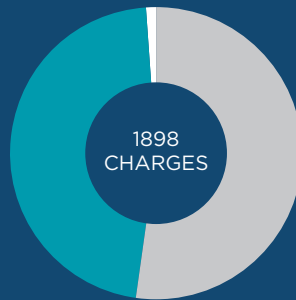
NON-HUMAN
TRAFFICKING
CHARGES



¹⁵ See Report's Methodology section for criminal statutes classified as human trafficking offenses and non-human trafficking offenses.

¹⁶ See 18 U.S.C. § 1591(a) (“recruits, entices, harbors, transports, provides, obtains, advertises, maintains, patronizes, or solicits”).

“ACT” ELEMENT



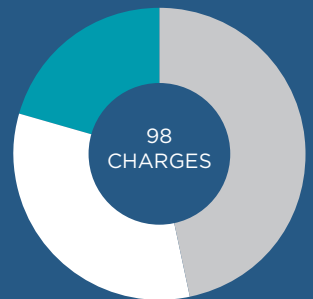
SEX TRAFFICKING CASES

- 52.3% TRAFFICKING ACTIVITIES
- 1% BENEFITTING FINANCIALLY
- 46.7% BOTH

venture. Of the 98 active labor trafficking charges against 52 defendants, the government charged 46.9% (46) based solely on a defendant's engagement in the two prohibited trafficking activities, 32.7% (32) based solely on a defendant benefiting financially from the trafficking venture, and 20.4% (20) based on both the prohibited trafficking activities and benefiting financially.

LABOR TRAFFICKING CASES

- TRAFFICKING ACTIVITIES 46.9%
- BENEFITTING FINANCIALLY 32.7%
- BOTH 20.4%



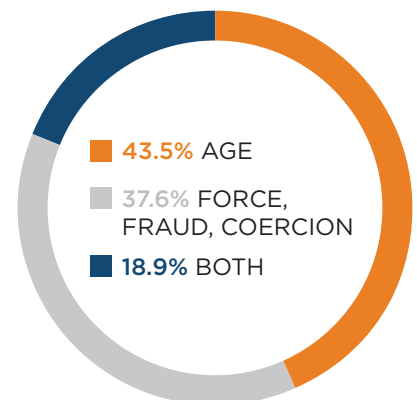
SEX TRAFFICKING – MEANS ELEMENT

The TVPA's sex trafficking offense (Section 1591) also contains two different methods of proving the “means” element. The government can prove a defendant committed the sex trafficking offense based on a defendant's: 1) knowledge or reckless disregard of the child victim's age; or 2) use of force, threats of force, fraud, or coercion. The government can charge a defendant with one or both methods for proving the “means” element.

In active 2017 criminal sex trafficking cases, 1,900 Section 1591 sex trafficking charges were pending against 908 defendants. Of the active sex trafficking offenses in 2017, the government charged 43.5% (827) based solely on the defendant's knowledge or reckless disregard of the child victim's age, 37.6% (714) based on the defendant's use of force, fraud, and coercion, and 18.9% (359) based on both age and force, fraud, and coercion.

In sex trafficking cases involving only child victims, there were 945 Section 1591 sex trafficking charges pending against 545 defendants. In those cases, the government charged 69.8% (660) based solely on the defendant's knowledge or reckless disregard of the age of the child victim, 4.1% (39) based on the defendant's use of force, fraud, and coercion, and 26% (246) based on both age and force, fraud, and coercion.

“MEANS” ELEMENT IN 2017 ACTIVE CRIMINAL SEX TRAFFICKING CASES



CONVICTIONS, ACQUITTALS, & DISMISSALS

During 2017, 361 defendants in criminal human trafficking cases saw their charges resolved. Some were convicted of a federal crime, while others were acquitted by a jury or saw the court dismiss the charges against them. In 2017, federal courts convicted 95.3% (344) of the resolved defendants, acquitted 1.1% (4) of the resolved defendants, and dismissed charges against 3.6% (13) of the resolved defendants.

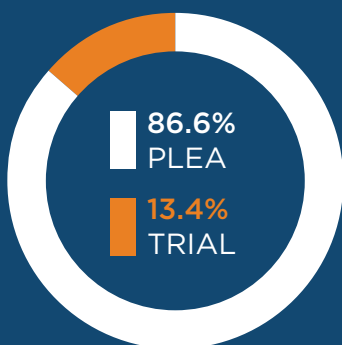
Of the 344 convicted defendants, 86.6% (298) entered a guilty plea and did not have their case tried before a jury. 13.4% (46) defendants were found guilty by a jury at the conclusion of a trial.

Of those 344 defendants convicted of a crime in a human trafficking case in 2017, 94.5% (325) were sex trafficking defendants and 5.5% (19) were labor trafficking defendants.

Of the 50 defendants whose cases were resolved following a trial, 92% (46) of the defendants were convicted, and only 8% (4) were acquitted. Three of the acquittals followed labor trafficking trials, one in the Western District of Virginia and two in the Northern Mariana Islands. All three defendants in these cases were involved in labor trafficking cases but were not charged with a Chapter 77 offense. The fourth acquittal followed a sex trafficking trial in the District of New Mexico. The defendant was acquitted of three sex trafficking charges.

Of the 13 defendants who saw their charges dismissed, 10 were sex trafficking defendants and 3 were labor trafficking defendants.

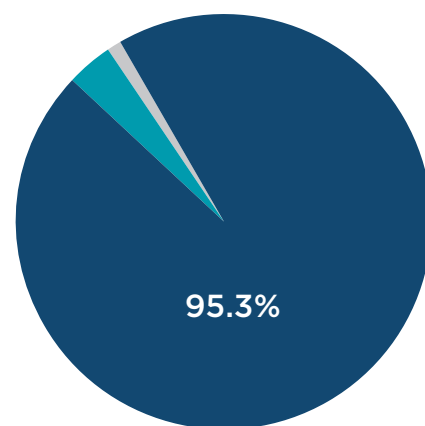
CRIMINAL DEFENDANTS CONVICTED BY PLEA OR TRIAL IN 2017



DEFENDANTS RESOLVED BY CASE TYPE

The conviction rate of resolved defendants was different for sex trafficking cases involving only child

CRIMINAL DEFENDANTS RESOLVED BY CONVICTION, ACQUITTAL, OR DISMISSAL IN 2017



■ 95.3% CONVICTION
■ 3.6% DISMISSAL
■ 1.1% ACQUITTAL

victims and sex trafficking cases involving only adult victims or both adult and minor victims.¹⁷

SEX TRAFFICKING OF CHILDREN ONLY

Over half of all the defendants resolved in 2017, 60.1% (217), were defendants in sex trafficking cases involving only child victims.¹⁸ None of the defendants in those cases were acquitted of all of their charges, and only four defendants saw their charges dismissed. For defendants resolved in sex trafficking cases involving only child victims, courts convicted 98.2% (213) of the defendants of a crime, 86.9% (185) after pleading guilty, and 13.1% (28) following a jury trial.

SEX TRAFFICKING OF ADULTS & CHILDREN

In sex trafficking cases involving only adult victims or both adult and child victims, the convictions rates were lower. Defendants in these types of cases represented only 32.7% (118) of the defendants resolved in 2017. Of the defendants resolved in sex trafficking cases involving adults only or both adults and child victims, courts convicted 94.1% (111) of the defendants, 95 after entering a guilty plea

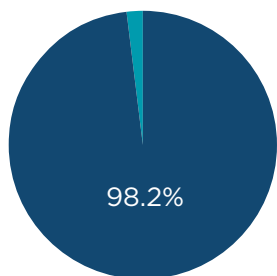
FEDERAL COURTS
CONVICTED
95.3%
OF THE
DEFENDANTS
RESOLVED IN 2017.

¹⁷ In 2017, one criminal sex trafficking defendant was resolved where the publicly available court documents did not indicate whether the case involved child victims, adult victims, or both. This defendant has been captured in the total number of defendants resolved but has not been included in the subsequent sections discussing resolved defendants by case type.

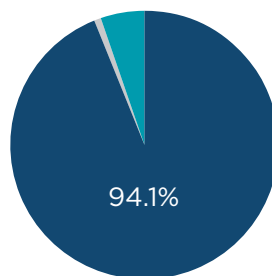
¹⁸ The 217 sex trafficking defendants in cases involving only child victims include nine defendants in sting cases where law enforcement represented the existence of a child victim.

CONVICTION ■
DISMISSAL ■
ACQUITTAL ■

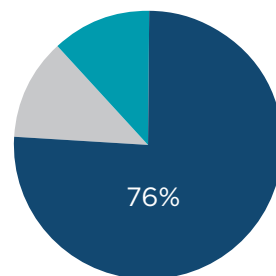
SEX TRAFFICKING OF CHILDREN ONLY



SEX TRAFFICKING OF ADULTS ONLY OR ADULTS & CHILDREN

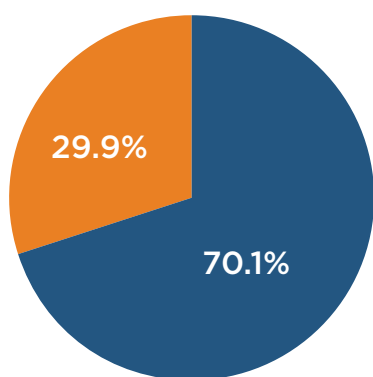


LABOR TRAFFICKING CASES



CRIMINAL DEFENDANTS RESOLVED IN 2017

2017 DEFENDANTS CONVICTED OF HUMAN TRAFFICKING & NON-HUMAN TRAFFICKING OFFENSES



■ AT LEAST 1 HUMAN
TRAFFICKING
OFFENSE
■ ONLY NON-HUMAN
TRAFFICKING
OFFENSE

and 16 following a trial. Courts dismissed charges against six defendants in sex trafficking cases involving adults only or both adults and child victims, and acquitted one defendant.

LABOR TRAFFICKING

Defendants in labor trafficking cases represented 6.9% (25) of the defendants resolved in 2017. Of the resolved labor trafficking defendants, courts convicted 76% (19) of the defendants, 17 following a guilty plea and two after a jury trial. Courts acquitted three labor trafficking defendants and dismissed all charges for three defendants.

TYPES OF CHARGES

Of the 344 defendants convicted of a federal crime in human trafficking cases in 2017, the government used a wide assortment of charges. For a variety of legitimate reasons, the government may not charge or courts may not convict a defendant in a human trafficking case of one of the federal human trafficking crimes.¹⁹ Of the defendants convicted in human trafficking cases in 2017, courts convicted 70.1% (241) of the defendants of at least one human trafficking crime. Courts convicted 29.9% (103) of the defendants of related non-human trafficking offenses.

The majority of labor trafficking defendants convicted in 2017 were not convicted of a human trafficking offense. Instead, courts convicted them of a related, non-human trafficking offense. Of the labor trafficking defendants who

¹⁹ See methodology for a list of federal criminal statutes classified as a federal human trafficking crime.



courts convicted in 2017, 84.2% (16) were convicted of non-human trafficking charges alone. Courts only convicted 15.8% (3) of labor trafficking defendants of a human trafficking charge under the TVPA. Remarkably, courts only convicted one labor trafficking defendant (in the Northern District of Texas) under the TVPA's labor trafficking provision, Section 1589.²⁰ In comparison, in 2016, courts convicted two defendants of a 1589 labor trafficking violation. Of the two other defendants convicted of a human trafficking offense in a labor trafficking case in 2017, one pled guilty to Section 1592 (unlawful conduct with respect to documents in furtherance of trafficking), and one pled guilty to Section 1594(b) (labor trafficking conspiracy).

The following chart provides the most common human trafficking counts of conviction in 2017 by offense charged. Of the 241 individuals convicted of a human trafficking offense in 2017, 184 defendants were convicted of one human trafficking charge, 46 defendants were convicted of two to four human trafficking charges and 11 defendants were convicted of five or more human trafficking charges. This chart captures the total number of convictions by offense, not by defendant convicted. Courts may have convicted one defendant of multiple offenses.

Defendants resolved in 2017 also saw a variety of convictions for non-human trafficking offenses in human trafficking cases. The following chart lists the most frequently convicted non-human trafficking charges in trafficking cases by offense, not by defendant.

COURTS CONVICTED ONE DEFENDANT OF SECTION 1589 LABOR TRAFFICKING IN 2017.

CONVICTIONS BY HUMAN TRAFFICKING STATUTE	# OF COUNTS
18 U.S.C. § 1591 Sex Trafficking	215
18 U.S.C. § 1594(c) Conspiracy Sex Trafficking	78
18 U.S.C. § 371 Conspiracy to Commit HT Offense	18
18 U.S.C. § 1594(a) Attempted Sex Trafficking	16
18 U.S.C. § 1952 ITAR (Trafficking Offense)	15
18 U.S.C. § 1591(d) - Obstruction in Human Trafficking	6
18 U.S.C. § 1594(a) Attempted Forced Labor	3 ⁽²⁰⁾
18 U.S.C. § 1589 Forced Labor	3
18 U.S.C. § 1592 Documents	1
18 U.S.C. § 1594(b) Forced Labor Conspiracy	1

CONVICTIONS BY NON-HUMAN TRAFFICKING STATUTE	# OF COUNTS
18 U.S.C. § 2421 Mann Act: Transportation for Immoral Purpose	29
18 U.S.C. § 2422 Mann Act: Coercion/Enticement for Immoral Purpose	14
18 U.S.C. § 2423 Mann Act: Transportation of a Minor for Immoral Purpose	11
8 U.S.C. § 1324 Alien Harboring	11
18 U.S.C. § 1952 ITAR (Non-Human Trafficking Offense)	10
18 U.S.C. § 894 Extortion	8
18 U.S.C. § 371 Conspiracy to Commit Non-Human Trafficking Offense	8
18 U.S.C. § 2252 Possession/Distribution of Child Pornography	6
18 U.S.C. § 2251 Production of Child Pornography	6

²⁰ Although only one labor trafficking defendant was convicted of Section 1589, the defendant was convicted of two counts of Section 1589. The Conviction by Human Trafficking Statute Chart shows three counts of conviction because one additional defendant was convicted of 1589, but it was in a sex trafficking case (not a labor trafficking case), in the Middle District of North Carolina.

PUNISHMENT & RESTITUTION IN HUMAN TRAFFICKING CASES

CRIMINAL DEFENDANTS SENTENCED IN 2016 & 2017



In 2017, courts sentenced 342 defendants in 243 criminal human trafficking cases. In comparison, in 2016, courts sentenced 407 defendants in 249 criminal human trafficking cases. This represents a 16% decrease in the number of defendants sentenced. It should be noted that a court may have convicted a defendant in a different calendar year than when the court sentenced that defendant.

Of the defendants sentenced in 2017, 86.5% (296) entered a guilty plea, and 13.5% (46) were convicted following a jury trial. 95% (325) of the defendants sentenced were sex trafficking defendants and 5% (17) were labor trafficking defendants.

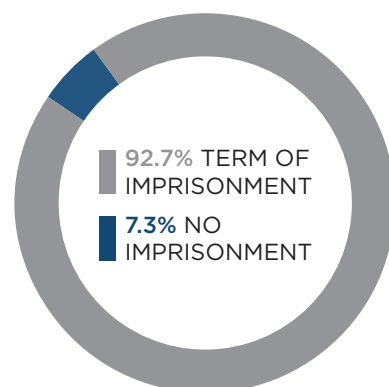
TERM OF IMPRISONMENT

Of the 342 defendants sentenced, the courts sentenced 92.7% (317) of the defendants to some term of imprisonment in 2017. The remaining 7.3% (25) of sentenced defendants received no term of imprisonment (5 were in labor trafficking cases, and 20 were in sex trafficking cases).

Of the 317 defendants in human trafficking cases who were sentenced to a term of imprisonment, the sentences ranged from two months to a term of 1,200 months (100 years). The average term of imprisonment handed down by federal courts in 2017 was 146 months (12 years, 2 months).

Defendants who entered guilty pleas saw their average term of imprisonment at 127 months (10 years, 7 months), while those who were convicted after a trial faced an average of 280 months (23 years, 4 months) in jail.

2017 CRIMINAL DEFENDANTS SENTENCED TO TERM OF IMPRISONMENT



SEX TRAFFICKING OF ADULTS
ONLY/ADULTS & CHILD VICTIMS

179 MONTHS

SEX TRAFFICKING OF
CHILD VICTIMS ONLY

139 MONTHS

LABOR TRAFFICKING

31 MONTHS

AVERAGE TERM
OF IMPRISONMENT

In 2016, of the 407 defendants sentenced, 93.4% (380) were sentenced to a term of imprisonment. The remaining 6.6% (27) received no term of imprisonment (4 were in labor trafficking cases, and 23 were in sex trafficking cases). Of those defendants sentenced to a term of imprisonment, the sentences ranged from 6 months to 600 months (50 years). The average term of imprisonment handed down by federal courts in 2016 was 130 months (10 years, 10 months).

LIFE SENTENCES

Courts also handed down seven life sentences in 2017, six of which were in sex trafficking cases involving only child victims and one in a sex trafficking case involving both adult and child victims. This is similar to the ten life sentences handed down in human trafficking cases in 2016.

IMPRISONMENT BY CASE TYPE

The average sentencing range for a trafficking defendant varied in 2017 based on the type of trafficking case. Defendants sentenced to imprisonment as a part of a labor trafficking case averaged a 31-month (2 years, 7 months) term of imprisonment. Labor trafficking defendants who entered guilty pleas saw their average term of imprisonment at 24 months (2 years), while those who were convicted after a trial faced an average of 66 months (5 years, 6 months) in prison.

COURTS
SENTENCED **7**
TRAFFICKERS
TO **LIFE**
IMPRISONMENT
IN 2017.



In sex trafficking cases where sentences included imprisonment, defendants were sentenced to an average of 151 months (12 years, 7 months) in prison. Sex trafficking defendants who entered guilty pleas saw their average term of imprisonment at 131 months (10 years, 11 months), while those who were convicted after a trial faced an average of 292 months (24 years, 4 months) in prison.

The average term of imprisonment for defendants sentenced in sex trafficking cases in 2017 varied based on the age of victims exploited in the trafficking enterprise. In sex trafficking cases where there were only child victims, defendants faced an average of 138 months (11 years, 6 months) in prison, while defendants in sex trafficking cases with adults only or adults and child victims saw an average of 179 months (14 years, 11 months) in prison.

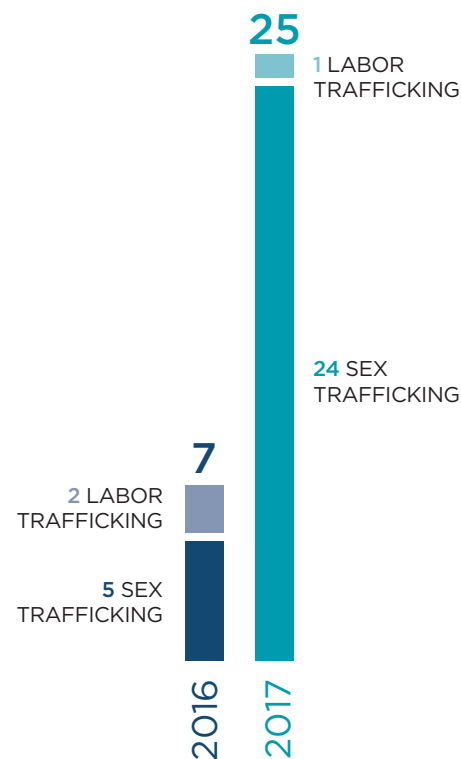
\$5,000 SPECIAL ASSESSMENT

The 2015 TVPA amendments included a provision that defendants convicted of human trafficking crimes or other offenses related to the sexual abuse and exploitation of children²¹ must pay a \$5,000 special assessment into a “Domestic Trafficking Victim’s Fund.” Indigent defendants are excluded from having to pay this additional special assessment. The special assessment is scheduled to end on September 30, 2019.

In 2017, courts only ordered 25 defendants to pay the \$5,000 special assessment (24 in sex trafficking cases and one in a labor trafficking case). This represents a significant 257% increase from the seven defendants who courts ordered to pay the special assessment in 2016 (five in sex trafficking cases and two in labor trafficking cases).

LENGTH OF RESOLUTION

For criminal cases where a defendant was convicted in 2017, the average length of resolution²² was 19.2 months. The shortest time that it took to resolve a defendant’s charges in a federal human trafficking case was 137 days, just over 4.5 months. In comparison, the longest time it took to resolve a defendant’s



DEFENDANTS ORDERED TO PAY \$5,000 SPECIAL ASSESSMENT

²¹ 18 U.C.S. § 3014’s \$5,000 special assessment applies to defendants convicted under Chapter 77, 109A, 110, 117, and 8 U.S.C. 1324.

²² The length of resolution is the time between the date of the first charging instrument in the case and the date that the judgment was entered against the defendant.

charges was nearly eight years.

Defendants who entered into plea agreements resolved their cases faster than those who had their charges heard by a jury. On average, courts resolved a defendant who pled guilty in a human trafficking case in 18.3 months. In comparison, courts resolved charges against a defendant who went to trial in 24.1 months on average.

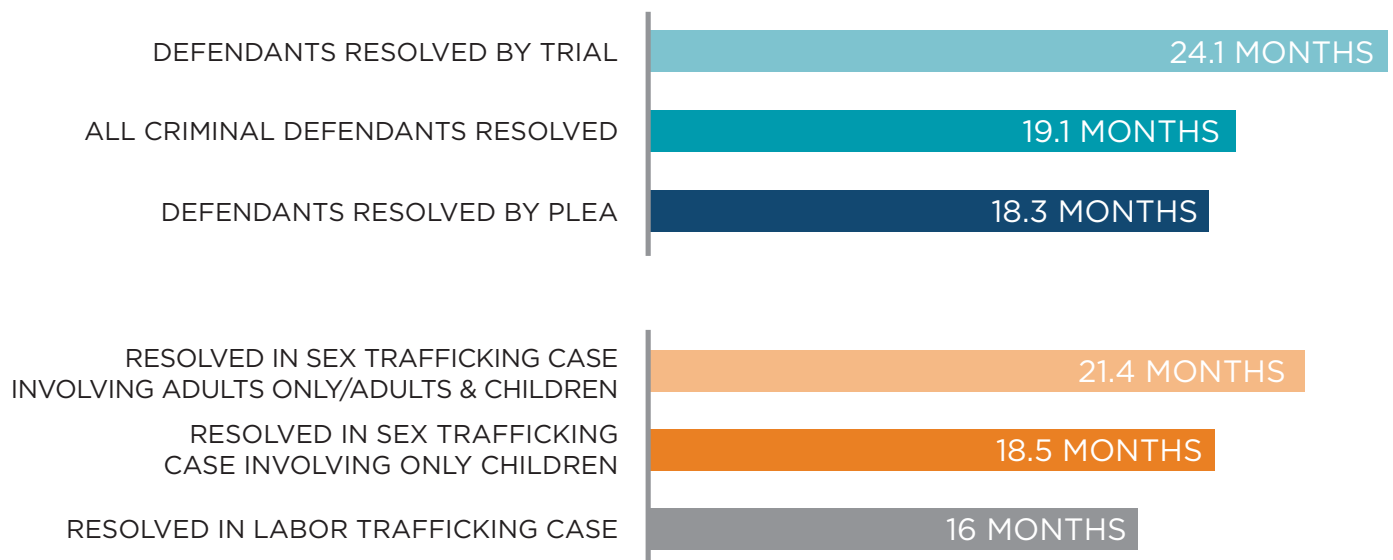
The average length of resolution in a human trafficking case also varied depending on the type of trafficking involved. Sex trafficking cases involving only child victims moved through the criminal justice system 15.7% more quickly than sex trafficking cases involving only adult victims or involving both adult and child victims. For sex trafficking cases involving only child victims, courts resolved a defendant in 18.5 months, on average. Sex trafficking cases involving adults only, or both adults and child victims, took three additional months (21.4 months), on average, to resolve.

In comparison, courts resolved charges against labor trafficking defendants in an average of 16 months, with the shortest case lasting six months and the longest case taking 3.6 years. In 2017, courts resolved criminal labor trafficking defendants more quickly than in 2016. In 2016, courts resolved charges against labor trafficking defendants in an average of 26.7 months, with the shortest case lasting 7.7 months and the longest case taking nearly six years.

CHILD SEX
TRAFFICKING
CASES RESOLVED
15.7% MORE
QUICKLY THAN
ALL OTHER SEX
TRAFFICKING
CASES.



AVERAGE LENGTH OF RESOLUTION FOR DEFENDANTS SENTENCED IN 2017





VICTIM RESTITUTION

The TVPA includes a provision that requires federal courts to order convicted traffickers to pay monetary restitution to their victims if the defendant is convicted of the human trafficking offense.²³ A court can also, in its discretion, order a defendant convicted of a non-human trafficking offense to pay victim restitution.

**WHEN
RESTITUTION
WAS MANDATORY,
COURTS FAILED
TO ORDER IT
78.6% OF THE
TIME.”**

TOTAL RESTITUTION ORDERS

Of the 342 defendants sentenced in human trafficking cases in 2017, federal courts ordered 19.9% (68) of the defendants in 54 human trafficking cases to pay restitution to their victims. This represents a slight increase from 2016, where courts ordered 18.2% (74)²⁴ of the defendants in 50 cases to pay restitution.

MANDATORY & DISCRETIONARY RESTITUTION

In 2017, courts sentenced a total of 224 defendants after convicting them of a human trafficking offense that triggered the TVPA's mandatory restitution provision. Of those defendants, courts ordered only 21.4% (48) to pay victim restitution. For the remaining 78.6% (176) defendants, federal courts did not order any victim restitution.

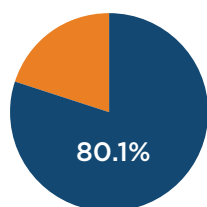
	2016	2017	% INCREASE/ DECREASE
Defendants Sentenced with Restitution Orders	18.2%	19.9%	+9.3%
Frequency Courts Ordered Mandatory Restitution	23.1%	21.4%	-7.4%
Frequency Courts Ordered Discretionary Restitution	11.9%	16.9%	+42%

Federal courts, in their discretion, also ordered 20 defendants who were convicted of a charge that did not trigger the TVPA's mandatory restitution provision to pay restitution. Of the 68 defendants ordered to pay restitution, 70.6% (48) received mandatory restitution orders, and 29.4% (20) received discretionary restitution orders.

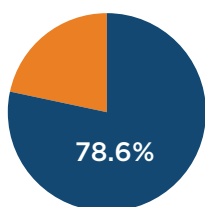
²³ 18 U.S.C. § 1593.

²⁴ This percentage is based off of the 407 defendants who were sentenced in 2016.

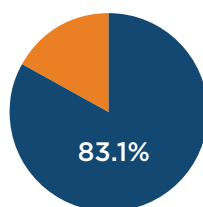
TOTAL RESTITUTION ORDERS



MANDATORY RESTITUTION



DISCRETIONARY RESTITUTION



■ ORDERED TO PAY
 ■ NOT ORDERED TO PAY

DEFENDANTS ORDERED TO PAY RESTITUTION

RESTITUTION BY CASE TYPE

Of the 68 restitution orders that federal courts issued in 2017, 91.2% (62) were in sex trafficking cases, and 8.8% (6) were in labor trafficking cases. In 2017, 19.1% (62) of the 325 sex trafficking defendants sentenced in 2017 were ordered to pay restitution. Courts were more likely to order labor trafficking defendants to pay victim restitution. In labor trafficking cases in 2017, courts ordered 35.3% (6) of the 17 defendants to pay restitution to their victims. In comparison, in 2016, courts ordered 15.8% (62) of the sentenced sex trafficking defendants to pay restitution, and 92.3% (12) of the sentenced labor trafficking defendants to pay restitution.

AMOUNT OF RESTITUTION ORDERS

In 2017, courts ordered convicted traffickers to pay \$9,153,456.35 in restitution in 54 cases involving 160 victims. The amount of restitution varied widely from \$400.00 to \$1,229,760.00, with an average restitution award of \$169,508.45. This represents a decrease in the 5.6% decrease from the \$9,665,221.53 courts awarded in 2016. In 2016, the restitution awards ranged from \$200.00 to \$2,621,114.97 with an average of \$178,985.58.

Both the lowest and the highest restitution awards in 2017 were in sex trafficking cases. In labor trafficking cases, the restitution orders ranged from \$4,340.00 to \$795,000.00. In 2017, the average labor trafficking restitution award was \$332,490.90 (5 cases involving 12 victims), and the average sex trafficking restitution award was \$152,877.67 (49 cases involving 148 victims).

	2016	2017	% INCREASE/DECREASE
Total Restitution Awards	\$9,665,221.53	\$9,153,456.35	-5.6%
Restitution Orders by Defendant	74	68	-8.1%
Restitution Orders by Cases	50	54	+8.0%

RESTITUTION BY LOCATION

The 342 human trafficking defendants who courts sentenced in 2017 were spread out over 28 different federal districts. 70.2% (66) of the federal districts did not order any human trafficking defendants to pay restitution. 6.4% (6) of the federal districts issued 45.6% (31) of the 2017 restitution orders.

	JUDICIAL DISTRICT*	DEFENDANTS	CASES	RESTITUTION AWARDED
1	Florida Middle (Tampa/Orlando)	7	7	\$1,372,820.00
2	Texas Northern (Dallas)	6	4	\$1,100,159.00
3	Minnesota	5	4	\$888,315.43
4	Florida Southern (Miami)	5	4	\$82,530.00
5	South Carolina	4	3	\$309,440.00
6	New York Southern (Manhattan)	4	3	\$176,200.00
	TOTAL	31	25	\$3,929,464.43

*For convenience, we have included the major metropolitan area within a district for states with multiple federal districts. This major metropolitan area is not necessarily the location of the court issuing the order."

FINES

Courts can impose a monetary fine as a part of a convicted defendant's sentence in human trafficking cases. Of the 342 defendants sentenced in 2017, courts imposed fines against only 5% (17) of the defendants. 95% of the sentenced defendants received no fine as a part of their sentence.

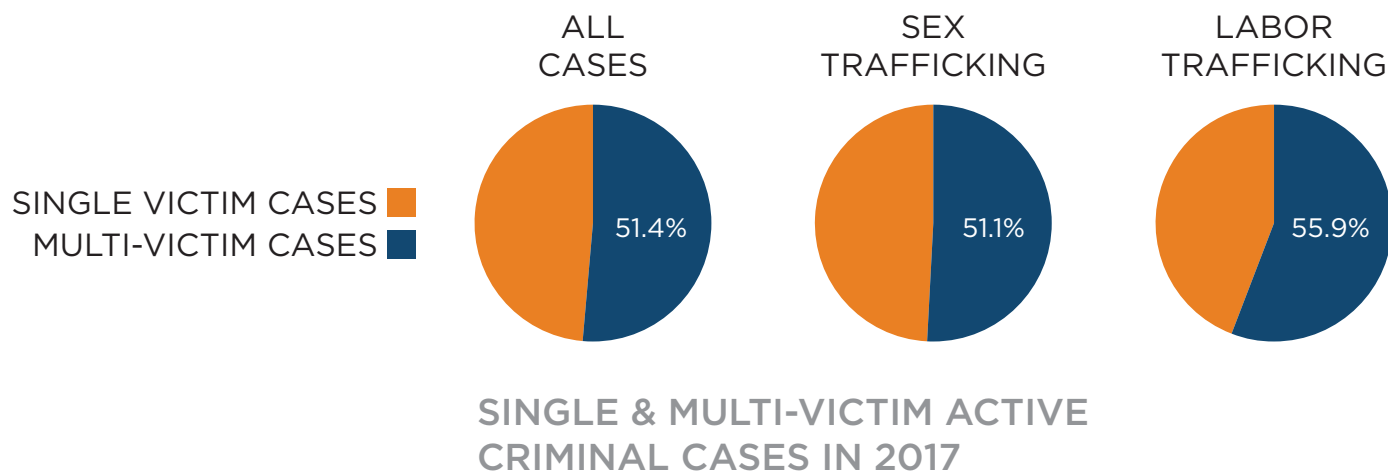
Of the 17 fined defendants, 15 were in sex trafficking cases and two were in labor trafficking cases. The number of defendants ordered to pay a fine in 2017 dropped significantly from 2016 when courts ordered 10.3% (42) of the sentenced defendants to pay a fine.

In 2017, the total fines courts imposed while sentencing human trafficking defendants was \$122,000. The fines ranged from \$500 to \$25,000 per defendant, and the average fine was \$7,176.47. The lowest and highest fines were both in sex trafficking cases.

Remarkably, courts ordered three defendants to pay both a monetary fine and pay victim restitution. For 74.9% (256) of the sentenced defendants in 2017, courts ordered neither a monetary fine nor victim restitution.

FOR
74.9%
OF THE SENTENCED
DEFENDANTS IN
2017, COURTS
ORDERED NEITHER
A MONETARY
FINE NOR VICTIM
RESTITUTION.





VICTIMS

The number of victims involved in a criminal human trafficking case is difficult to identify for several reasons. The public court documents often identify victims of substantive human trafficking charges using initials, pseudonyms, or as Jane or John Doe to protect the victim's privacy. In other charges, such as conspiracy, victims may be grouped together without identifying a specific number. In addition, the government may have identified additional victims who a trafficker exploited, but may not be able to bring individual charges against the trafficker based on each individual victim. Therefore, the number of victims that public court documents identified are often only a subset of the actual victims a trafficker exploited. The following summary of the victims that federal court documents identified should not be used to express the total number of victims who obtained relief from their traffickers in 2017, nor the overall prevalence of victims during the year.

The slight majority of active federal criminal human trafficking cases in 2017 were multiple-victim cases.²⁵ Of the 695 active criminal human trafficking cases in 2017, 48.6% (338) were single-victim cases, and 51.4% (357) were multiple-victim cases.

In 2017, the breakdown between active criminal sex trafficking cases involving a single victim and cases involving multiple victims was relatively equal. Of the 661 active criminal sex trafficking cases, 48.9% (323) involved a single victim and 51.1% (338) involved multiple victims. The largest criminal sex trafficking case that was active in 2017 involved 24 identified victims and was prosecuted in the Southern District of California.

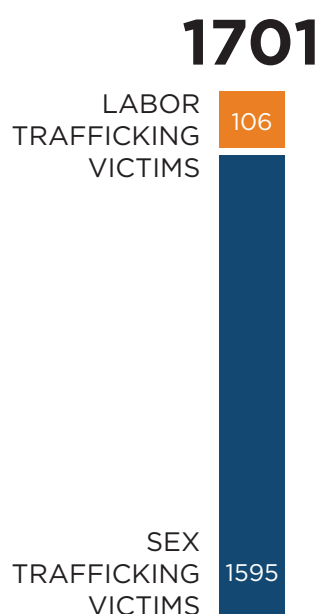
Compared to active criminal sex

IN 2017,
48.6%
OF THE ACTIVE
CRIMINAL HUMAN
TRAFFICKING
CASES WERE
SINGLE-VICTIM
CASES.

2017 Active Criminal Cases	All Criminal Cases	Criminal Sex Trafficking Cases	Criminal Labor Trafficking Cases
1 victim	338	323	15
2-4 victims	266	254	12
5-9 victims	69	65	4
10+ victims	22	19	3
TOTAL	695	661	34

²⁵ Cases are defined as single versus multiple-victim cases based on the number of victims identified in the charging instrument. For sting cases where there is no victim named in the charging instrument, the case is counted as a "single-victim" case for purposes of the Report.

NUMBER OF VICTIMS IN 2017 ACTIVE CRIMINAL CASES



trafficking cases, active criminal labor trafficking cases in 2017 were more likely to identify multiple victims. Of the 34 active federal criminal labor trafficking cases, 44.1% (15) involved a single victim and 55.9% (19) involved multiple victims. The largest active criminal labor trafficking case involved 15 identified victims and was prosecuted in the Northern Mariana Islands.

In 2017, there were a total of 1,701 victims identified in the 695 active criminal human trafficking cases. On average, active criminal sex trafficking cases in 2017 involved two victims per case, while active criminal labor trafficking cases involved three victims per case.

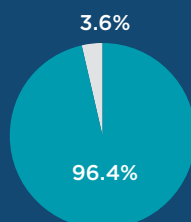
Public court documents do not always identify the gender of identified victims. In the 2017 active criminal human trafficking cases, court documents identified the gender of victims 93.7% (1,594) of the time. For the remaining 6.3% (107) of identified victims, court documents did not identify the gender.

Where the victim's gender is known, the vast majority were female. Of the 1,594 victims where court documents identified the victim's gender, 96.4% (1,536) were female. It is worth noting that court documents only identified 58 male victims in all active criminal human trafficking cases in 2017. Those 58 male victims represent only 3.6% of all the victims whose gender was identified.

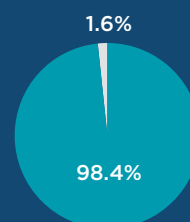
Of the 1,522 victims in sex trafficking cases whose gender was identified in the court documents, only 1.6% (25) were male victims. The remaining 98.4% (1,497) were female victims. Of the 602 active criminal sex trafficking cases where the gender of the victims was identified, 97.7% (588) involved only female victims; 2% (12) of the cases involved only male victims; and 0.3% (2) of the cases involved both male and female victims.

GENDER BREAKDOWN IN ACTIVE CRIMINAL CASES

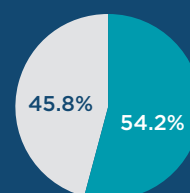
FEMALE ■
MALE ■



ALL
VICTIMS



SEX TRAFFICKING
VICTIMS



LABOR TRAFFICKING
VICTIMS

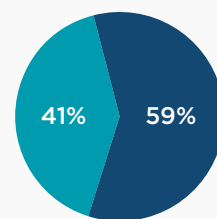
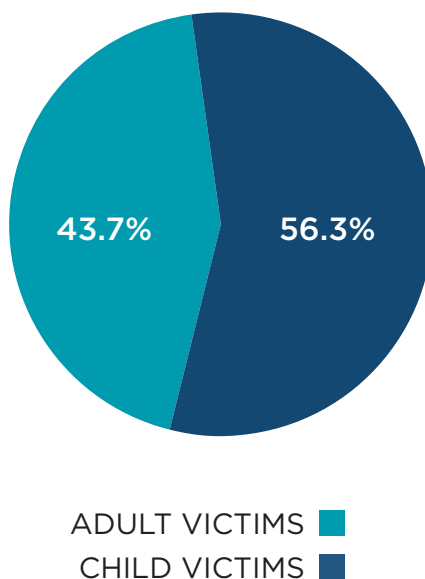
In 2017, public court documents identified the gender of 72 of 106 victims in criminal labor trafficking cases. 45.8% (33) of the victims were male and 54.2% (39) of the victims were female. Of the 25 active criminal labor cases trafficking where public court documents identified the victims' genders, 28% (7) of the cases involved only male victims; 56% (14) of the cases involved only female victims; and 16% (4) of the cases involved both male and female victims.

For 1,675²⁶ victims in active criminal cases in 2017, court documents identified whether the victim was an adult or child. Of the 1,675 identified victims, 43.7% (732) were adult victims and 56.3% (943) were child victims.

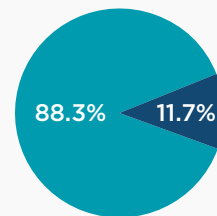
In active criminal labor trafficking cases, the majority (88.3%)²⁷ of the identified victims were adults. Only 11.7% of the identified victims in labor trafficking cases were child victims. In comparison, the majority of identified victims in sex trafficking cases were child victims.

In 2017, of the 1,581 victims in active criminal sex trafficking cases where court documents identified whether the victim was an adult or child, 59% (932) were child victims and 41% (649) were adults. Court documents only indicated the actual age of the victim at the time the trafficker initially exploited or recruited the victim in 318 sex trafficking cases involving 481 victims. Where the age of the victim at the time of initial exploitation was identified, the youngest victim was four years old, and the oldest victim was 36 years old. Of the 481 victims where age at initial exploitation or recruitment is identified, the average age was 16 years old.

IDENTIFIED VICTIMS IN 2017 ACTIVE CRIMINAL CASES



SEX TRAFFICKING VICTIMS



LABOR TRAFFICKING VICTIMS

COURT DOCUMENTS ONLY IDENTIFIED 58 MALE VICTIMS IN ALL ACTIVE CRIMINAL CASES IN 2017.



²⁶ 98.5% of the 1,701 identified victims in active criminal cases in 2017.

²⁷ This percentage is based on the 94 victims in criminal labor trafficking cases where the age of the victim was identified in court documents.

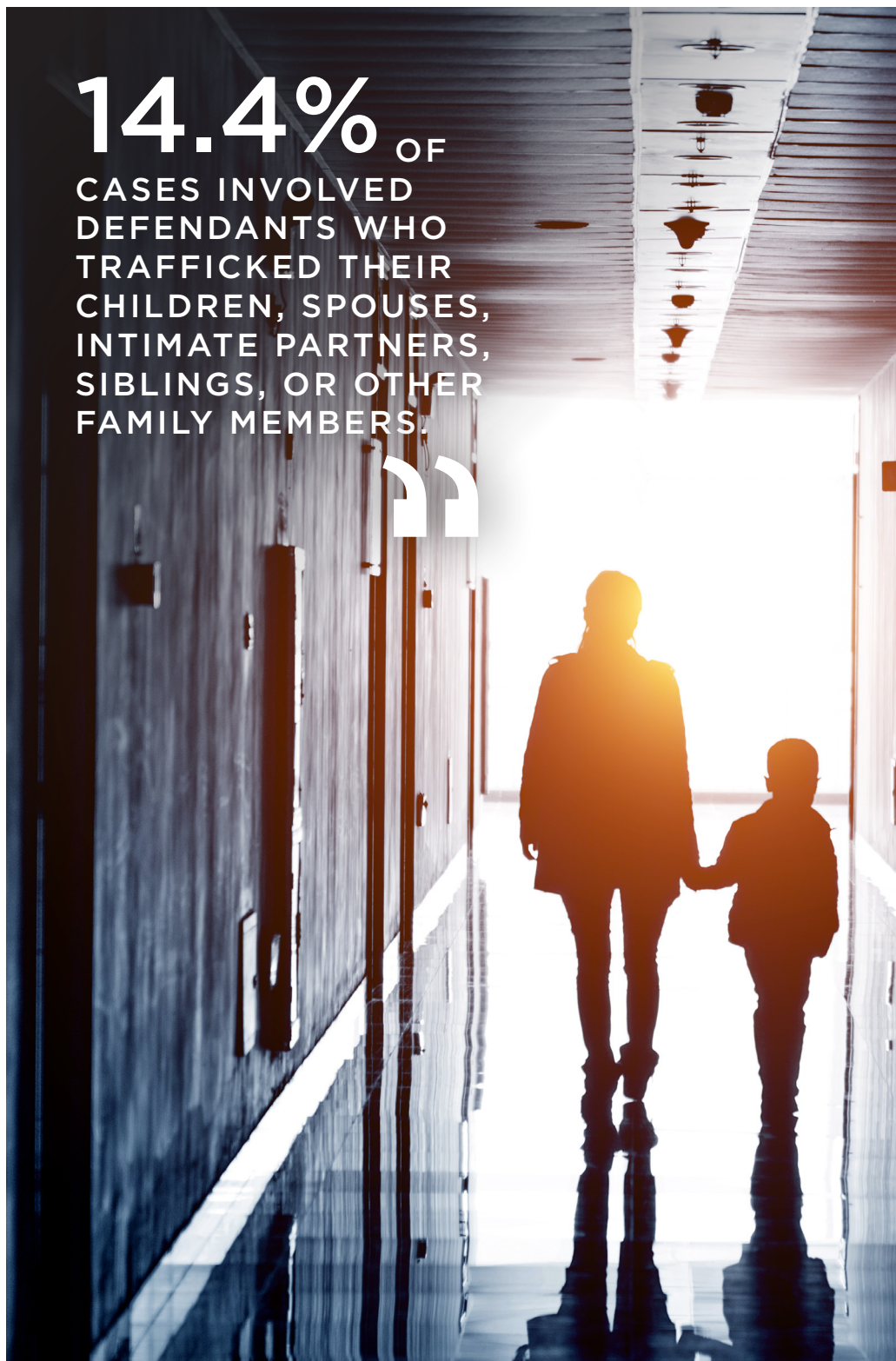
RELATIONSHIP OF TRAFFICKER TO VICTIM

Traffickers had a variety of different relationships to their victims. Out of the 695 active criminal cases in 2017, the court documents in 75.1% of (522) the cases revealed the relationship between the defendant and the victim. In the remaining 24.9% (173) of the cases, the court documents did not indicate the defendant's relationship to the victim.

A trafficker may have multiple relationships with different victims in the case. For example, the trafficker may be in a domestic relationship with one victim, while also being the sibling of another victim. Therefore, the percentages used in this section of the Report do not add up to 100%.

Of the cases involving identifiable relationships, pimp directed sex trafficking cases dominate the court dockets. 83.9% (438) of cases dealt with defendants whose relationship to their victims was that of a pimp. 14.4% (75) of cases involved defendants who trafficked their children, spouses, intimate partners, siblings, or other family members. The remaining cases included landlords, recruiters, and gangs.

14.4% OF
CASES INVOLVED
DEFENDANTS WHO
TRAFFICKED THEIR
CHILDREN, SPOUSES,
INTIMATE PARTNERS,
SIBLINGS, OR OTHER
FAMILY MEMBERS.



JUDGES IN FEDERAL CRIMINAL HUMAN TRAFFICKING CASES

The officials responsible for overseeing the trials of criminal human trafficking cases are federal district court judges.

In the 695 active criminal human trafficking cases in 2017, 416 different district court judges presided over the proceedings. 69.7% (290) were male and 30.3% (126) were female. This is similar to the gender breakdown of all federal district court judges. As of June 1, 2017, 66% (376) of the district court judges were male and 34% (194) of the district court judges were female.²⁸

Of the judges who handled active criminal human trafficking cases in 2017, Democrat presidents appointed 54.8% (228) judges and Republican presidents appointed 45.2% (188). In comparison, when considering the total number of federal district court judges in 2017, 59.2% were appointed by Democrats and 40.4% were appointed by Republicans.²⁹ The majority, 62.5% (260) of judges handled only one active human trafficking case in 2017. 37.5% (156) of the judges handled multiple active trafficking cases in 2017.

PUNISHMENT

193 judges sentenced 342 defendants in 243 human trafficking cases in 2017. 73% (141) of the sentencing judges were male and 27% (52) were female. Democrat presidents appointed 52.3% (101) of these sentencing judges and Republican presidents appointed 47.7% (92) of the sentencing judges.

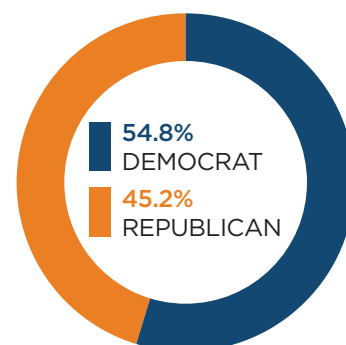
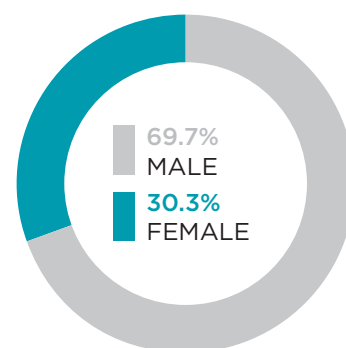
Of the 17 defendants sentenced to life in human trafficking cases in 2016 and 2017 (10 and 7), male judges ordered 64.7% (11) of the life sentences and female judges ordered 35.3% (6) of the life sentences. Republican-appointed judges imposed 76.5% (13) of the life sentences and Democrat-appointed judges imposed 23.5% (4) of the life sentences.

RESTITUTION

Of the 68 defendants ordered to pay victim restitution in 2017, female judges ordered 25% (17) of the restitution orders, and male judges ordered the remaining 75% (51). Republican-appointed judges ordered 51.5% (35) of the restitution orders and Democrat-appointed judges ordered the remaining 48.5% (33).

The average restitution award ordered by male judges was \$185,798.96. The average restitution award ordered by female judges was \$112,491.68. The average restitution award ordered by Republican-appointed judges was \$212,688.65. The average restitution award ordered by Democrat-appointed judges was \$119,419.42.

GENDER & POLITICAL APPOINTMENT OF JUDGES IN 2017 ACTIVE CRIMINAL CASES



²⁸ Barry J. McMillion, Cong. Research Serv., R43426, U.S. Circuit and District Court Judges: Profile of Select Characteristics 15 (2017).

²⁹ Id. At 24.

LOCATION OF HUMAN TRAFFICKING CASES

DEFENDANTS IN ACTIVE CRIMINAL CASES BY DISTRICT

The active human trafficking cases were not evenly distributed across the country's 94 federal districts. It is possible to examine the geographic distribution of human trafficking cases by number of active cases, by number of active defendants, by newly initiated cases, and by case type (sex trafficking or labor trafficking).

The corresponding table highlights the top 10 districts in the United States based on the number of defendants in active criminal human trafficking cases in 2017. These rankings do not suggest a higher prevalence of human trafficking in these locations compared to other areas of the country. Instead, they simply reveal the number of cases the government is prosecuting in specific areas.

These 10 districts, which represent only 10.6% of the 94 federal districts, handled 40.1% (591) of the 1,474 defendants in active criminal human trafficking cases in 2017. 7.4% (7) of the federal districts did not have any active criminal cases in 2017.³⁰

IN 2017, 10
STATES HANDLED
63.6%
OF THE 1,474
DEFENDANTS.

TOP 10 DISTRICTS BY CRIMINAL DEFENDANTS IN 2017 ACTIVE CRIMINAL CASES

1 CALIFORNIA SOUTHERN (San Diego)	92 defendants	15 cases
2 TEXAS SOUTHERN (Houston)	89 defendants	23 cases
3 TEXAS NORTHERN (Dallas)	82 defendants	25 cases
4 MINNESOTA	53 defendants	11 cases
5 VIRGINIA EASTERN (Alexandria)	51 defendants	23 cases
6 MICHIGAN EASTERN (Detroit)	50 defendants	23 cases
7 NEW YORK SOUTHERN (Manhattan)	46 defendants	23 cases
7 NEW YORK EASTERN (Brooklyn)	46 defendants	15 cases
9 GEORGIA MIDDLE (Macon)	42 defendants	5 cases
10 CALIFORNIA EASTERN (Sacramento)	40 defendants	17 cases

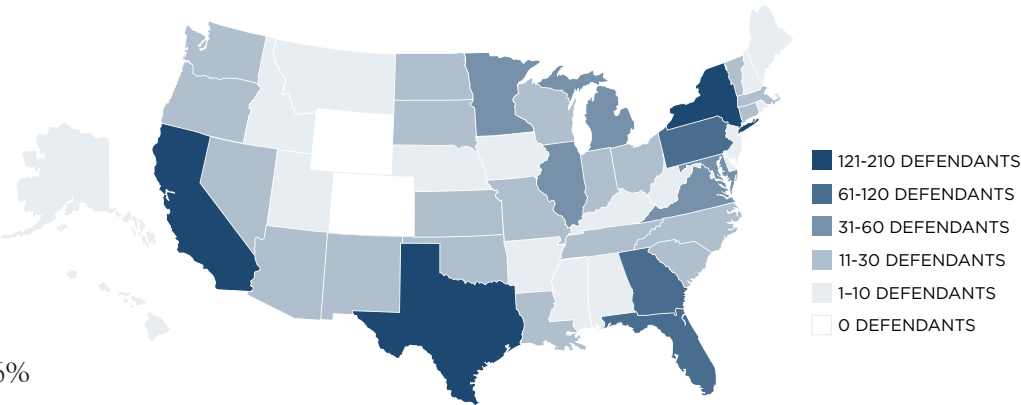
³⁰ Southern District of Alabama, Colorado, Guam, Eastern District of Kentucky, Eastern District of Oklahoma Northern District of West Virginia, & Wyoming.

NUMBER OF DEFENDANTS IN ACTIVE CRIMINAL CASES IN 2017 BY STATE

DEFENDANTS IN ACTIVE CRIMINAL CASES BY STATE

In 2017, ten states handled 63.6% (937) of the 1,474 defendants in a total of 367 active criminal cases. The top ten states, ranked by the number of defendants in active criminal cases, were: Texas (208 defendants); California (155 defendants); New York (123 defendants); Georgia (90 defendants); Florida (82 defendants); Pennsylvania (79 defendants); Michigan (58 defendants); Virginia (57 defendants); Minnesota (53 defendants); and Illinois (32 defendants). It is worth noting that several states have multiple federal districts, while other states have only one federal district.

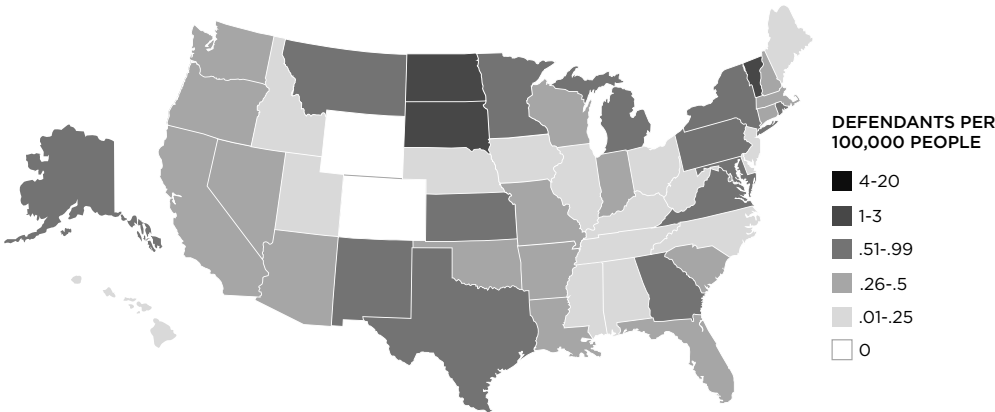
The map looks quite different when considering the number of defendants in relationship to the total population of each state. The corresponding map demonstrates the number of criminal defendants per capita.



US TERRITORIES



NUMBER OF DEFENDANTS IN ACTIVE CRIMINAL CASES PER CAPITA



US TERRITORIES



DEFENDANTS IN ACTIVE CRIMINAL CASES BY CASE TYPE

The federal enforcement emphasis on sex trafficking cases with only child victims is highlighted by examining the location of criminal cases in 2017. 84% (79) of the 94 federal districts handled at least one criminal sex trafficking case involving only child victims in 2017. There is significant overlap between the top ten districts for all active criminal cases and those involving criminal sex trafficking cases with only child victims. The corresponding table highlights the top ten districts, ranked by the number of defendants in active criminal sex trafficking cases involving only children in 2017.

In 2017, 44.7% (42) of the 94 federal districts handled at least one criminal sex trafficking case involving only adults or adults and child victims. Eight of the districts in the top ten districts for total human trafficking defendants in active criminal cases in 2017 remain in the top ten list when sex trafficking cases involving only child victims are removed. The corresponding table captures the top ten districts, ranked by the number of defendants in active criminal sex trafficking cases involving adults only or adults and child victims.

The most notable feature about the location of labor trafficking cases in

TOP 10 DISTRICTS BY DEFENDANTS IN 2017 ACTIVE CRIMINAL SEX TRAFFICKING CASES INVOLVING ONLY CHILD VICTIMS

1	TEXAS NORTHERN (Dallas)	44 defendants
2	TEXAS SOUTHERN (Houston)	42 defendants
3	NEW YORK SOUTHERN (Manhattan)	30 defendants
4	VIRGINIA EASTERN (Alexandria)	23 defendants
5	MARYLAND	20 defendants
	MICHIGAN EASTERN (Detroit)	20 defendants
7	CALIFORNIA EASTERN (Sacramento)	18 defendants
	NEW YORK EASTERN (Brooklyn)	18 defendants
9	FLORIDA SOUTHERN (Miami)	17 defendants
10	FLORIDA MIDDLE (Tampa)	16 defendants
	FLORIDA NORTHERN (Tallahassee)	16 defendants
	PENNSYLVANIA MIDDLE (Harrisburg)	16 defendants

TOP 10 DISTRICTS BY DEFENDANTS IN 2017 ACTIVE CRIMINAL SEX TRAFFICKING CASES INVOLVING ADULTS ONLY/ADULT & CHILD VICTIMS

1	CALIFORNIA SOUTHERN (San Diego)	68 defendants	6	MICHIGAN EASTERN (Detroit)	30 defendants
2	TEXAS SOUTHERN (Houston)	43 defendants	7	VIRGINIA EASTERN (Alexandria)	28 defendants
3	MINNESOTA	42 defendants	8	GEORGIA SOUTHERN (Savannah)	25 defendants
4	GEORGIA MIDDLE (Macon)	40 defendants	9	CALIFORNIA EASTERN (Sacramento)	20 defendants
5	TEXAS NORTHERN (Dallas)	37 defendants	10	VERMONT	19 defendants

2017 ACTIVE CRIMINAL
LABOR TRAFFICKING
CASES BY DISTRICT

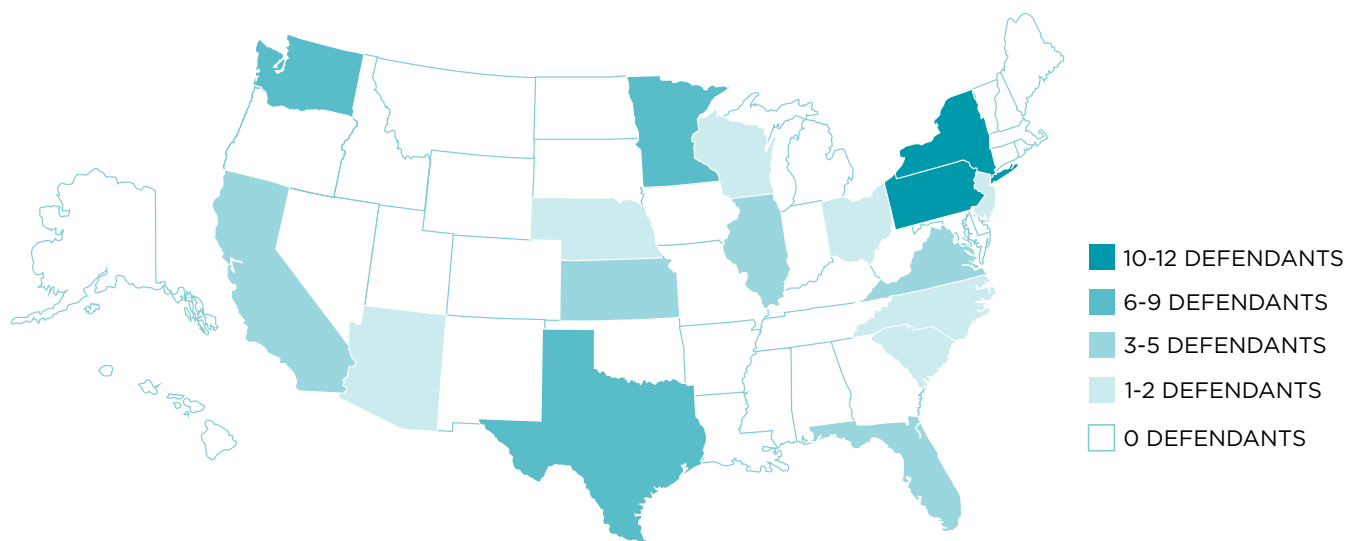
3 cases	Minnesota
	New York Eastern (Brooklyn)
	Northern Mariana Islands
2 cases	Florida Middle (Tampa)
	Illinois Northern (Chicago)
	Pennsylvania Eastern (Philadelphia)
	Texas Eastern (Tyler)
	Washington Western (Seattle)
1 case	Arizona
	California Eastern (Sacramento)
	California Northern (San Francisco)
	Florida Southern (Miami)
	Kansas
	Nebraska
	New Jersey
	North Carolina Western (Charlotte)
	Ohio Northern (Cleveland)
	Pennsylvania Middle (Harrisburg)
	South Carolina
	Texas Northern (Dallas)
	Texas Southern (Houston)
	Virginia Western (Roanoke)
	Wisconsin Eastern (Madison)

the United States is their absence. 75.5% (71) of the federal districts did not handle any criminal labor trafficking cases in 2017. The remaining 23 federal districts each handled up to three labor trafficking cases, involving a total of 78 defendants. The corresponding table captures the top ten districts, ranked by the number of defendants in active labor trafficking cases, in 2017.

TOP 10 DISTRICTS BY DEFENDANTS
IN 2017 ACTIVE CRIMINAL LABOR
TRAFFICKING CASES

1	NEW YORK EASTERN (Brooklyn)	11 defendants
2	PENNSYLVANIA EASTERN (Harrisburg)	10 defendants
3	NORTHERN MARIANA ISLANDS	8 defendants
4	WASHINGTON WESTERN (Seattle)	6 defendants
	MINNESOTA	6 defendants
6	KANSAS	5 defendants
7	ILLINOIS NORTHERN (Chicago)	3 defendants
	TEXAS EASTERN (Tyler)	3 defendants
	VIRGINIA WESTERN (Roanoke)	3 defendants
10	ARIZONA	2 defendants
	CALIFORNIA EASTERN (Sacramento)	2 defendants
	FLORIDA MIDDLE (Tampa)	2 defendants
	FLORIDA SOUTHERN (Miami)	2 defendants
	NEBRASKA	2 defendants
	NEW JERSEY	2 defendants
	NORTH CAROLINA WESTERN (Charlotte)	2 defendants
	PENNSYLVANIA MIDDLE (Harrisburg)	2 defendants
	TEXAS SOUTHERN (Houston)	2 defendants

NUMBER OF DEFENDANTS IN ACTIVE CRIMINAL LABOR TRAFFICKING CASES IN 2017 BY STATE



US TERRITORIES



In 2017, only 18 of the 55 United States and Territories handled at least one active criminal labor trafficking case. The government did not initiate a labor trafficking case, nor handle an ongoing labor trafficking case, in the remaining 37 United States and Territories.

DEFENDANTS IN INITIATED CRIMINAL CASES BY DISTRICT

In 2017, the government initiated 220 new criminal cases, involving 436 defendants, in 71 federal districts. The corresponding table highlights the top ten districts, ranked by the number of defendants in new criminal cases in 2017.

2017 INITIATED CRIMINAL DEFENDANTS BY DISTRICT

1	TEXAS SOUTHERN (Houston)	46 defendants	11 cases
2	TEXAS NORTHERN (Dallas)	38 defendants	10 cases
3	MICHIGAN EASTERN (Detroit)	29 defendants	6 cases
4	MINNESOTA	23 defendants	2 cases
5	VIRGINIA EASTERN (Alexandria)	19 defendants	11 cases
6	CALIFORNIA SOUTHERN (San Diego)	15 defendants	4 cases
7	NEW MEXICO	13 defendants	6 cases
8	PENNSYLVANIA MIDDLE (Harrisburg)	10 defendants	5 cases
8	GEORGIA MIDDLE (Macon)	10 defendants	3 cases
10	NEW YORK SOUTHERN (Manhattan)	9 defendants	9 cases
10	GEORGIA NORTHERN (Atlanta)	9 defendants	4 cases

In 2017, the federal government initiated at least one new criminal human trafficking case in 81.8% (45) of the United States and Territories. The corresponding map demonstrates the number of defendants that the government initiated charges against in each United States or Territory.



CRIMINAL APPEALS

NOTICE OF APPEALS FILED IN 2017

In 2017, 36.8% (126) of sentenced defendants filed a notice of direct appeal following judgments in 109 district court cases. 63.2% (216) of sentenced defendants did not attempt an appeal.

Of the 126 defendants who appealed their convictions or sentences, 5.5% (7) had been convicted in labor trafficking cases, and 94.4% (119) had been convicted in sex trafficking cases.

CRIMINAL APPEALS RESOLVED IN 2017

In 2017, appellate courts resolved 95 appeals in criminal human trafficking cases. All 95 of the appeals resolved were filed by defendants in sex trafficking cases. Appellate courts did not issue any decisions in forced labor cases on appeal in 2017. Out of the 95 appeals resolved by the appellate courts, 33.7% (32) were dismissed prior to reaching the merits, 23 by the federal appellate court and nine voluntarily by the appellant.

Out of the 63 appeals where an appellate court issued a decision on the merits, an appellate court heard oral argument in 25.4% (16) of the cases. An appellate court affirmed the decision of the district court in 81% (51) of the appeals decided on the merits and reversed the decision of the district court in 11.1% (7) of the appeals. In 7.9% (5) of the appeals, the appellate court affirmed in part and reversed in part the district court's decision. Following their decisions, appellate courts issued only 15 published opinions in 2017. The remaining 76.2% (48) of the appeal decisions were unpublished.

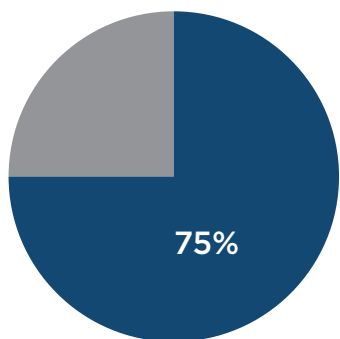


In 2017, 16 defendants filed a writ of certiorari to appeal an appellate court's decision to the United States Supreme Court. All 16 of the petitions were in sex trafficking cases. The Supreme Court denied the defendant's petition for certiorari in 14 of the cases. Two cases are still pending the Supreme Court's consideration of the defendant's petition for certiorari. No human trafficking cases were heard on appeal by the United States Supreme Court in 2017.

AN APPELLATE
COURT AFFIRMED
THE DECISION
OF THE DISTRICT
COURT IN 81%
OF THE APPEALS
DECIDED ON THE
MERITS.



APPELLATE DECISIONS IN 2017



- 75% UNPUBLISHED OPINIONS
- 25% PUBLISHED OPINIONS



CIVIL CASES

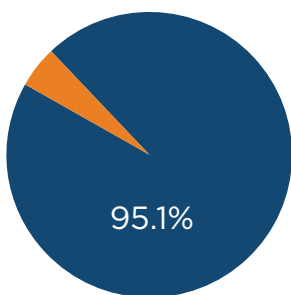
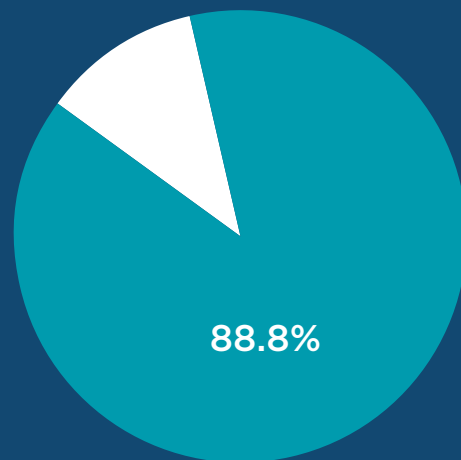
In 2017, of the 784 active human trafficking cases in federal courts, only 11.2% (88) of the cases were civil suits. This is similar to 2016, where there were 89 active human trafficking civil suits pending in federal courts. Notably, 6.8% of the active civil suits in 2017 originated from similar labor trafficking claims involving Signal International as a defendant.

The majority of active civil suits in 2017 were labor trafficking cases. Of the 88 active civil cases, 90.9% (80) of the cases were labor trafficking cases and 9.1% (8) of the cases were sex trafficking cases.³¹ The ratio of labor and sex trafficking cases is flipped for the criminal cases. For the 695 active criminal cases in 2017, 4.9% (34) were labor trafficking cases and 95.1% (661) were sex trafficking cases. It is worth noting that in 2017, there were 2.4 times more active civil labor trafficking cases (80) than active criminal labor trafficking cases (34).

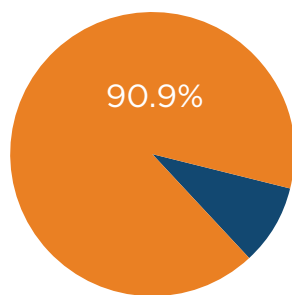
2017 ACTIVE HUMAN TRAFFICKING CASES

88.8%
CRIMINAL

11.2%
CIVIL



CRIMINAL



CIVIL

SEX
TRAFFICKING

LABOR
TRAFFICKING

SEX & LABOR
TRAFFICKING
BREAKDOWN IN
CIVIL CASES &
CRIMINAL CASES

³¹ In four civil cases, plaintiffs included both sex and labor trafficking counts in the complaint. For these cases, the Report examined the public court documents to determine if the sex trafficking or labor trafficking predominated. The Report concluded that one of the cases was primarily a sex trafficking enterprise, and three of the cases were primarily labor trafficking enterprises.

In 2017, plaintiffs only filed 25 new civil suits containing human trafficking counts. 23 of these cases were labor trafficking cases and two of these cases were sex trafficking cases. The number of civil cases initiated in 2017 is the same as the number of civil cases initiated in 2016.

31 of the 88 active civil cases were suits filed by plaintiffs before 2017 that were not resolved in 2017.

During 2017, 32 of the active civil cases concluded, as the court resolved, or the parties settled, all pending counts against every civil defendant in the case.

Of the 88 active civil human trafficking cases in 2017, 13.6% (12) of the cases were class action suits. 11 of the class action suits were labor trafficking cases. The number of class actions in 2017 is a 33.3% increase from active civil human trafficking cases in 2016, where 10.1% (9) of the cases were class action suits. Some of the class action suits were active in both 2016 and 2017.

2017 INITIATED, ONGOING, & RESOLVED CIVIL SUITS

INITIATED 25	ONGOING* 31	RESOLVED 32
TOTAL ACTIVE		88

*Initiated prior to January and not resolved in that year

BUSINESS MODELS

The Report defines the “business model” for a civil labor trafficking case in the same way as the business model for a criminal forced labor case: by the business or industry where a victim is compelled to work or provide services. Of the 59 active civil labor trafficking cases in 2017, where public court documents identified the business model, 44.1% (26) of the cases involved traffickers compelling a victim to perform domestic work (housemaid, cook, nanny, etc.); 10.2% (6) involved traffickers compelling victims to work in a restaurant or in the food industry; and 6.8% (4) involved a trafficker compelling a victim to work in a factory or manufacturing plant.³²

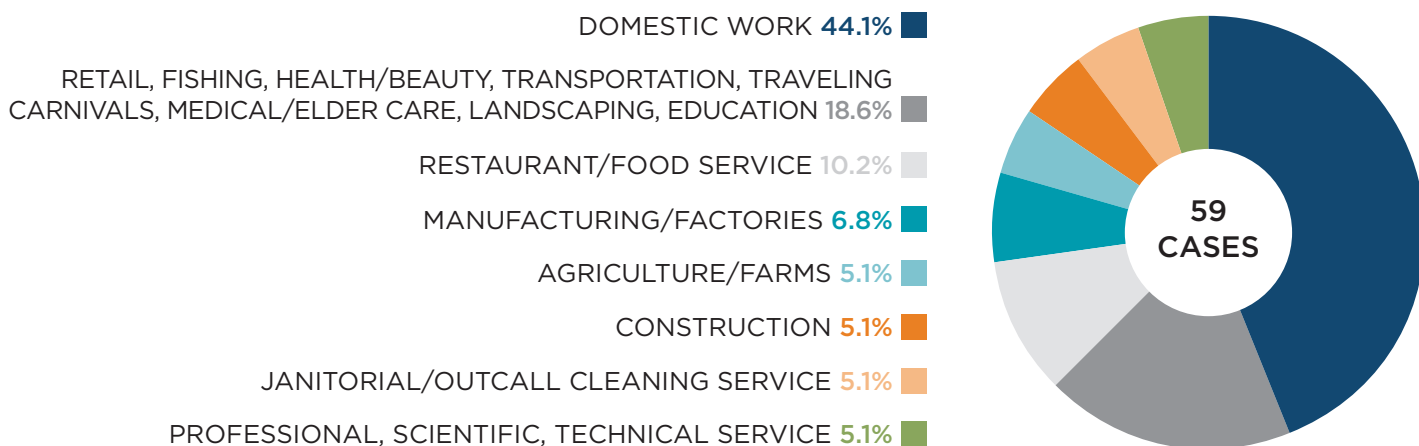
The following industries each individually accounted for 5.1% (3) of civil labor trafficking cases in 2017: agriculture or farming; construction; janitorial or out-

CIVIL CLASS ACTION SUITS IN 2016 & 2017



³² The primary business model in active civil forced labor cases in 2017 was not identified in 26.3% (21) of the cases.

2017 BUSINESS MODEL FOR ACTIVE CIVIL LABOR TRAFFICKING CASES



call cleaning services; and professional, scientific, or technical services. The remaining 18.6% (11) of the cases involved traffickers compelling victims to work in retail, fishing or aquafarming, health or beauty services, traveling carnivals, transportation, medical or elder care, landscaping, or education.

As with criminal sex trafficking cases, this Report defines the “business model” for a civil sex trafficking case by where the trafficker primarily solicits purchasers for commercial sex or where a purchaser would go to arrange a commercial sex transaction with a trafficked person. Of the eight active civil sex trafficking cases in 2017, the business model was only identified in 25% (2) of the cases. In both of these cases, public court documents identified the business model as “internet-based commercial sex.” Both cases were civil suits that plaintiffs filed against Backpage.com for its involvement in the solicitation of purchasers for commercial sex with trafficked victims.



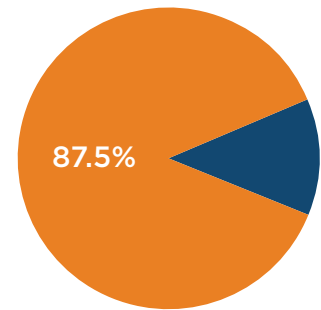
DEFENDANTS

The 88 active civil human trafficking cases in 2017 involved 456 defendants. 89.5% (408) of the defendants were in labor trafficking cases and 10.5% (48) were in sex trafficking cases.

The majority of active civil cases in 2017 were multi-defendant cases, where the plaintiff(s) filed a complaint against more than one defendant in the suit. In 2017, plaintiffs filed a complaint against a single defendant in only 12.5% (11) of the active civil cases. The remaining 87.5% (77) of the active civil cases involved more than one defendant. For the active 2017 multi-defendant civil human trafficking cases, the average number of defendants per case was six. In 2017, the active civil human trafficking case involving the largest number of defendants was a forced labor case in the District of New Jersey with 33 defendants.

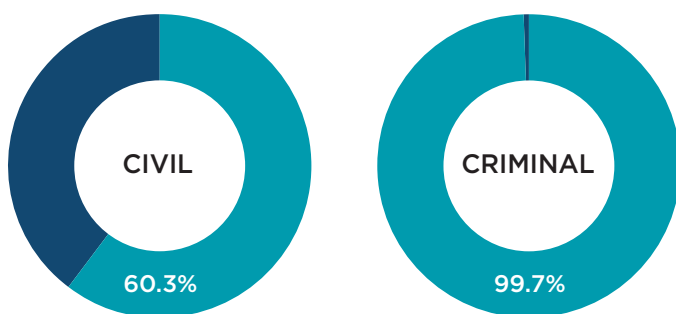
Businesses, organizations, and corporations (entities) were more likely to be sued civilly for human trafficking than charged criminally for human trafficking in 2017. Of the 456 civil defendants in the 88 active civil cases in 2017, 39.7% (181) were entity defendants, while only 0.3% of the defendants in active criminal cases in 2017 were entities. The percentage of civil entity defendants in 2017 is a

2017 ACTIVE SINGLE & MULTI-DEFENDANT CASES



■ SINGLE DEFENDANT
■ MULTI-DEFENDANT

INDIVIDUAL & ENTITY DEFENDANTS



INDIVIDUAL DEFENDANTS ■
ENTITY DEFENDANTS ■

IN 2017, ENTITIES WERE MORE LIKELY TO BE SUED CIVILLY THAN CHARGED CRIMINALLY FOR HUMAN TRAFFICKING.



GENDER OF DEFENDANTS IN 2017 ACTIVE CIVIL CASES

MALE ■ FEMALE ■



slight increase from civil entity defendants in 2016, when 37.9% (183) of the active civil defendants were entity defendants.³³

The majority of the defendants in active civil suits in 2017 were males. Of the 275 individual defendants in active civil human trafficking cases, 75.6% (208) were male and 24.4% (67) were female. The breakdown between male and female defendants for civil labor trafficking and civil sex trafficking cases in 2017 looked similar. Of the 235 individual defendants in active civil forced labor cases, 75.7% (178) were male and 24.3% (57) were female. Of the 40 individual defendants in active civil sex trafficking cases, 75% (30) were male and 25% (10) were female.

CIVIL CASES RESOLVED IN 2017

In 2017, federal courts resolved civil human trafficking claims against 167 defendants in 31 civil cases.³⁴ Of the 167 civil defendants resolved in 2017, only 1.8% (3) saw the court enter a judgment against them.

In 2017, district courts entered default judgments against two defendants, both in labor trafficking cases. In one case, a district court in Maryland awarded the plaintiff \$1,101,345.20 in compensatory and punitive damages, as well as attorneys' fees in the amount of \$122,327.50. In the other case where a district court entered a default judgement, the Middle District of Florida ordered the defendant to pay a total of \$3,526,001.81 in damages to five plaintiffs.

In 2017, only one defendant in a civil human trafficking case was resolved following a jury trial in the District of Minnesota. This was a civil sex trafficking case involving a single defendant and a minor female victim. Following the four-day trial, the jury ruled in favor of the plaintiff, and the court ordered the defendant to pay \$950,000.00 in damages.

In 2017, there were two additional civil human trafficking trials, involving three defendants (both labor trafficking cases). However, this Report did not include these

³³ This percentage is based out of the 483 defendants in active civil cases in 2016.

³⁴ In addition to the 167 defendants resolved, a district court closed one active civil human trafficking case for statistical purposes. The case involved eight defendants. The Court did not enter a judgment against the defendants, nor did the Court dismiss the defendants.

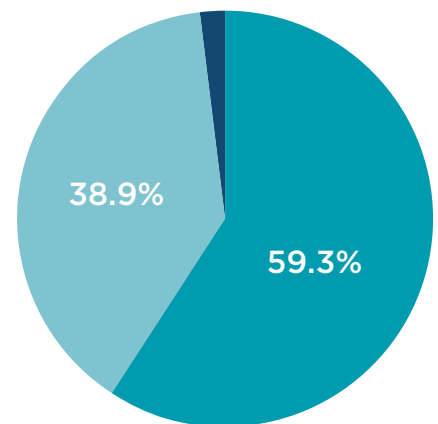
defendants in the group of 167 defendants resolved in 2017, as their cases are currently pending appeal.

The public court documents revealed that 38.9% (65) of the civil defendants resolved in 2017 entered into a settlement agreement prior to trial. In each of these cases, the terms of the settlement were not disclosed.

The remaining 59.3% (99) of the defendants saw the court order the counts against them dismissed, with no indication of a settlement. 19 of those dismissals were designated as voluntary dismissals initiated by the plaintiffs.

HOW CASES WERE RESOLVED IN 2017 ACTIVE CIVIL CASES

- **59.3%** DISMISSAL
- **38.9%** SETTLEMENT
- **1.8%** JUDGMENT



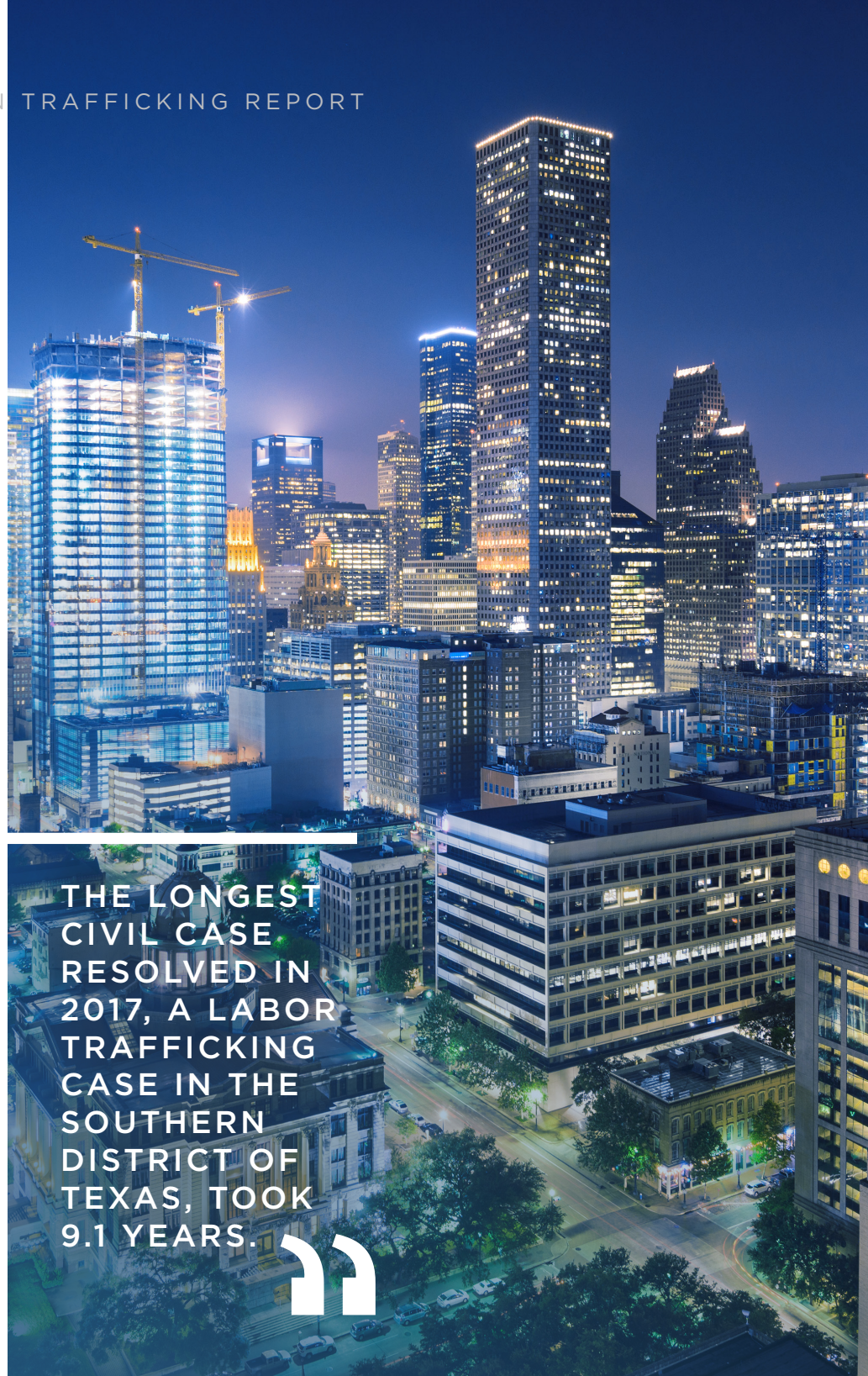
IN 2017, THE
AVERAGE AMOUNT
OF TIME BETWEEN
THE FILING OF
THE COMPLAINT
AND THE
RESOLUTION OF
THE CASE WAS 2.2
YEARS.



TIME

For the 32 civil suits resolved in 2017, the journey to closure was frequently prolonged. For those cases, the average amount of time between the filing of the complaint and the resolution of the case was 2.2 years. The longest civil case resolved in 2017, a labor trafficking case in the Southern District of Texas, took 9.1 years.

Civil cases resolved in 2017 took slightly longer to conclude than those resolved in 2016. In 2016, the average amount of time between the filing of the complaint and the resolution of the case was two years. The longest case that was resolved in 2016, a labor trafficking case in the Eastern District of Louisiana, took 7.6 years.



AVERAGE LENGTH OF RESOLUTION IN CIVIL CASES IN 2016 & 2017



LOCATION OF CIVIL HUMAN TRAFFICKING CASES

ACTIVE CIVIL CASES

The active civil human trafficking suits were not evenly distributed across the United States in 2017. The jurisdictions with the most active civil human trafficking cases were the Southern District of New York, the Eastern District of Virginia, and the Eastern District of New York. 12 federal districts, which represent 12.8% of the 94 federal districts, handled 58% (51) of all the active civil human trafficking cases. Notably, 56.4% of the federal districts did not handle any active civil human trafficking cases in 2017.

56.4%
OF THE FEDERAL DISTRICTS DID NOT HANDLE ANY ACTIVE CIVIL HUMAN TRAFFICKING CASES IN 2017.



2017 NUMBER OF CIVIL CASES PER DISTRICT

1	NEW YORK SOUTHERN (Manhattan)	9 cases
2	VIRGINIA EASTERN (Alexandria)	7 cases
3	NEW YORK EASTERN (Brooklyn)	5 cases
4	MINNESOTA	4 cases
	TEXAS EASTERN (Tyler)	4 cases
5	CALIFORNIA CENTRAL (Los Angeles)	3 cases
	COLORADO	3 cases
	GEORGIA SOUTHERN (Augusta)	3 cases
	MARYLAND	3 cases
	NEW JERSEY	3 cases
	TEXAS SOUTHERN (Houston)	3 cases

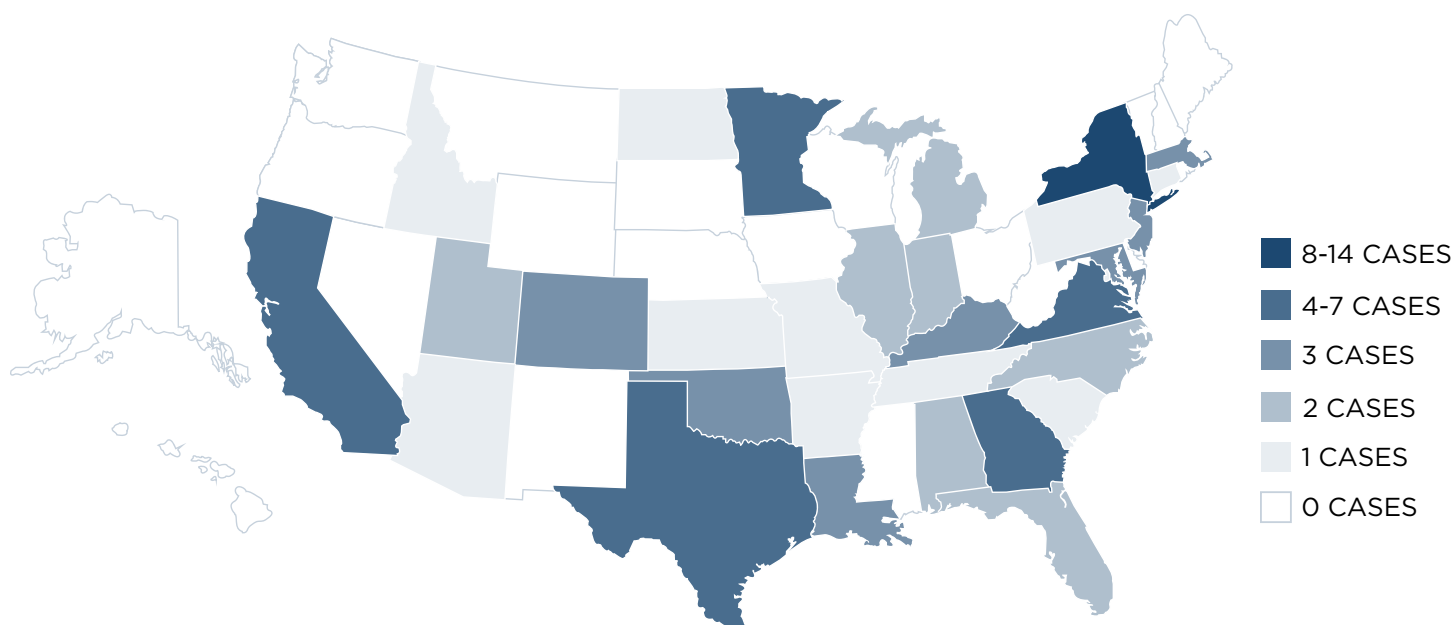
NUMBER OF CIVIL CASES PER DISTRICT

5+ Cases	3 districts
4 Cases	2 districts
3 Cases	7 districts
2 Cases	9 districts
1 Case	20 districts
0 Cases	53 districts



Plaintiffs initiated the 88 civil suits that were active in 2017 in 31 different states. Federal courts in 29 states handled civil labor trafficking suits, while federal courts in only two states handled civil sex trafficking suits. 29 states and all four territories did not handle any active civil human trafficking cases in 2017.

2017 NUMBER OF ACTIVE CIVIL CASES BY STATE



US TERRITORIES



PUERTO RICO



AMERICAN
SAMOA



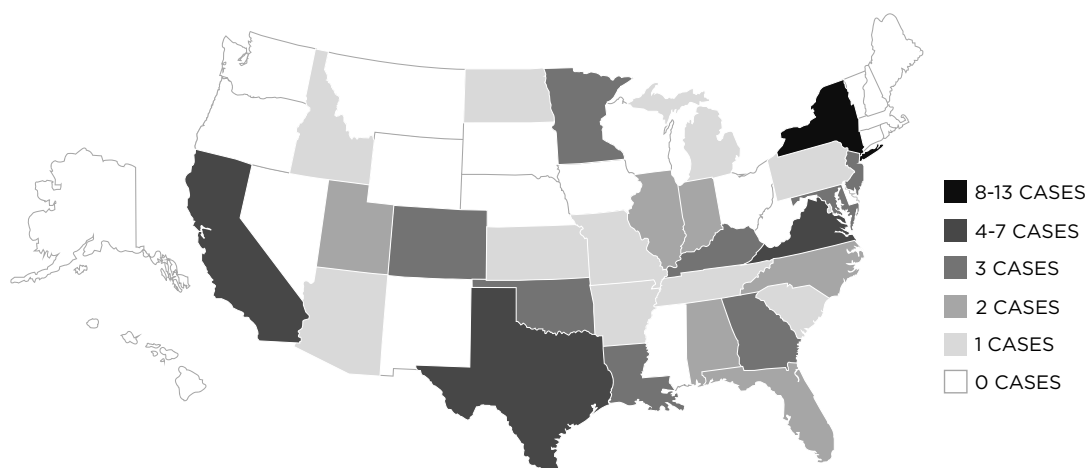
VIRGIN ISLANDS



NORTHERN
MARIANA
ISLANDS



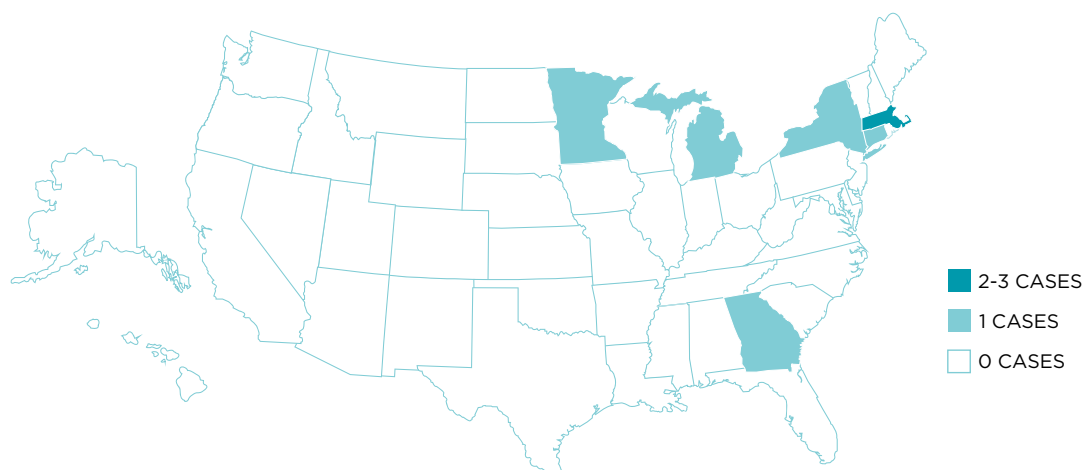
2017 NUMBER OF ACTIVE CIVIL LABOR TRAFFICKING CASES BY STATE



US TERRITORIES



2017 NUMBER OF ACTIVE CIVIL SEX TRAFFICKING CASES BY STATE



US TERRITORIES



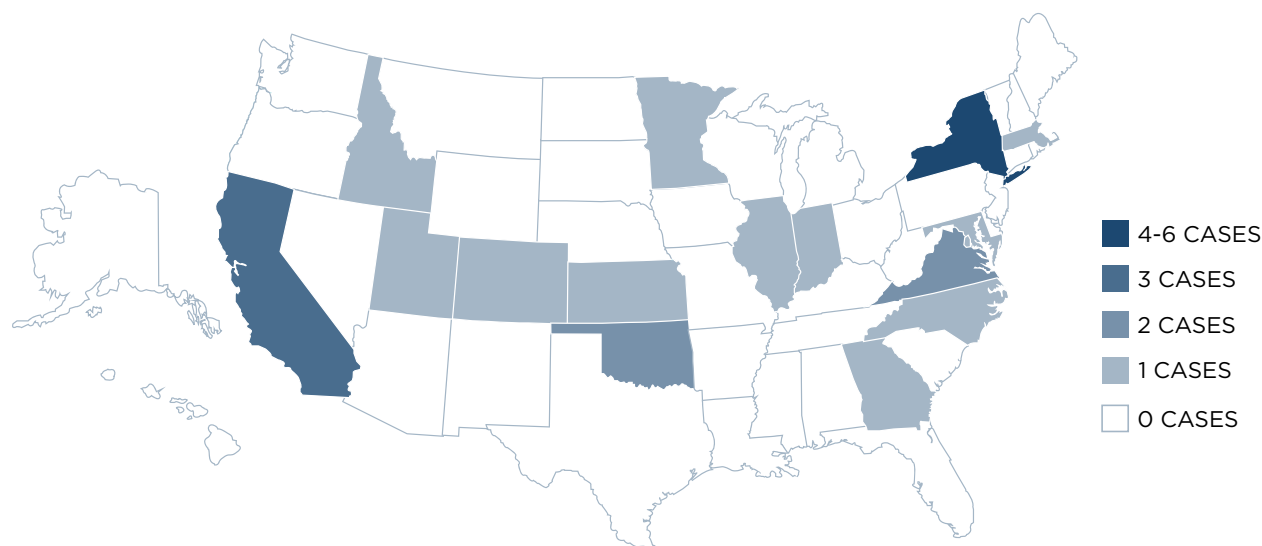
NEW CIVIL CASES

Of the 25 newly initiated civil suits in 2017, plaintiffs filed their cases in 20 different federal districts. This means that there were no new civil human trafficking cases filed in 78.8% (74) of the federal districts in 2017. The largest number of civil suits (4) was filed in the Southern District of New York. Plaintiffs filed two civil suits in both the Eastern District of New York and the Eastern District of Virginia. The remaining 17 districts each handled one new civil suit in 2017.

In 2017, plaintiffs filed 25 new civil suits in federal courts in 16 different states. Labor trafficking civil suits were initiated in 15 states, while sex trafficking civil suits were only initiated in two states in 2017.

PLAINTIFFS
FILED NO NEW
CIVIL HUMAN
TRAFFICKING
CASES IN
78.8%
OF THE FEDERAL
DISTRICTS IN 2017.

CIVIL SUITS INITIATED IN 2017



US TERRITORIES



APPEALS

In 2017, six civil parties filed a notice of appeal in federal appellate courts. All six appeals involved parties in labor trafficking cases. None of the appeals involved parties in a sex trafficking case.

Appellate courts issued published decisions in three civil cases in 2017.³⁵ One decision involved an appeal to the First Circuit in a sex trafficking case. Here, the First Circuit reversed the decision of the district court in Massachusetts, which had dismissed the plaintiff's trafficking claims against three defendants. The First Circuit remanded the case to the district court for further proceedings against the defendants. The other two decisions involved appeals in labor trafficking cases, following the district courts' grant of summary judgment to the defendants. One appeal was to the Fourth Circuit and one was to the Fifth Circuit. In both cases, the appellate courts affirmed the decisions of the district courts.

In 2017, two parties filed petitions for certiorari to the United States Supreme Court. Furthermore, the United States Supreme Court denied a petition for certiorari in three cases, two following petitions filed in 2017 and one following a petition that was filed in 2016. The United States Supreme Court did not grant certiorari in any civil human trafficking cases in 2017.



³⁵ A list of the appellate decisions and their cites are in the Report's Appendix.

METHODOLOGY

SCOPE OF THE 2017 FEDERAL HUMAN TRAFFICKING REPORT

The Federal Human Trafficking Report provides an exhaustive overview of human trafficking cases that United States federal courts handled in 2017. In recognition that most cases do not begin and end within a calendar year, the Report additionally captures human trafficking cases filed prior to 2017, so long as the case was active during 2017. The Report also captures the same scope of material for all human trafficking cases that federal courts handled in 2016 to provide the ability to compare 2016 and 2017 data.

The Report includes all federal cases that involved a human trafficking offense under Chapter 77. In addition, the Report captures criminal human trafficking cases where the government charged a defendant under statutes outside of Chapter 77, if there is substantial evidence of compelled or coerced labor, services, or commercial sex. The Report recognizes that many human trafficking cases present legal and evidentiary challenges that preclude proving the elements of Chapter 77 crimes beyond a reasonable doubt and includes cases resolved by charges outside of Chapter 77 to accurately capture all federal efforts to hold traffickers accountable for associated criminal conduct.

The Report does not represent the total number of human trafficking cases in the United States, but only those initiated in federal courts. Human trafficking cases handled in state courts are not included.

NOT A PREVALENCE ESTIMATE

The Report is not a prevalence estimate and is not intended to reflect the scope of human trafficking within the United States. Instead, the Report represents what is currently being done to hold traffickers accountable at the federal level. The Report's ability to determine the total number of victims involved in federal human trafficking cases is limited. The Report only captures victims that public court documents identified by name, initials, or pseudonym. The government often does not identify all the victims exploited by trafficking in public court documents. Therefore, this Report should not be used for the purpose of determining the total number of trafficking victims during the 2016 and 2017 reporting period.

IDENTIFICATION OF ACTIVE HUMAN TRAFFICKING CASES

DEVELOPING AN EXHAUSTIVE CASE LIST

The Human Trafficking Institute (Institute) compiled this Report through a comprehensive examination of public court documents in human trafficking cases, as well as a detailed review of news stories and agency press releases. The

Institute conducted an extensive search of the Federal Government’s Public Access to Court Electronic Records (Pacer), Google, Westlaw, and Press Releases from the Justice Department, Federal Bureau of Investigations, Homeland Security Investigations, and United States Attorney’s Offices to identify human trafficking cases that were active in 2016 or 2017.³⁶ Each of these platforms was reviewed at least twice to ensure the exhaustive inclusion of all federal human trafficking cases in this time period.

PACER

Utilizing the Federal Government’s Public Access to Court Electronic Records (“Pacer”), the Institute searched the individual pages of the 94 federal districts to identify cases involving the following Chapter 77 offenses³⁷ related to human trafficking:

- 18 U.S.C. § 1581 (Peonage);
- 18 U.S.C. § 1582 (Vessels in the Slave Trade);
- 18 U.S.C. § 1583 (Enticement into Slavery);
- 18 U.S.C. § 1584 (Involuntary Servitude);
- 18 U.S.C. § 1585 (Seizure, Detention of Slaves);
- 18 U.S.C. § 1586 (Service on Vessels for Slave Trade);
- 18 U.S.C. § 1587 (Possession of Slaves aboard a Vessel);
- 18 U.S.C. § 1588 (Transportation of Slaves from the United States);
- 18 U.S.C. § 1589 (Forced Labor);
- 18 U.S.C. § 1590 (Trafficking for Peonage, Slavery, Involuntary Servitude, or Forced Labor);
- 18 U.S.C. § 1591 (Sex Trafficking);
- 18 U.S.C. § 1592 (Documents);
- 18 U.S.C. § 1593A (Benefitting Financially);
- 18 U.S.C. § 1594 (Attempt or Conspiracy to Commit Human Trafficking); and
- 18 U.S.C. § 1597 (Immigration Documents).

REVIEW OF PRESS RELEASES

The Institute carefully reviewed the press releases of the 94 federal districts to identify all articles discussing the indictment, arrest, trial, sentencing, or appeal of a human trafficking defendant in 2016 or 2017. In addition to including cases where the government expressly labeled the case as a human trafficking case in the press release, the Report captures cases where the press release indicated substantial evidence of compelled or coerced labor, services, or commercial sex or where the government charged the defendant with the transportation of a child for prostitution. The Report includes 13 additional human trafficking cases that were active in 2016 and 2017 as a result of this process. The Report also includes one case where the government charged the defendant with a non-human trafficking charge in federal court, while a companion state case charged the same defendant with a state human trafficking charge arising out of the same circumstances.

³⁶ For a definition of “active,” see the Report’s Methodology Section on Human Trafficking “Cases.”

³⁷ Each district provides a different list of searchable statutes. Not every district allows each section of Chapter 77 to be searched. In those districts, we searched every Chapter 77 offense that was available to be searched on the District’s Pacer site.

LETTERS TO UNITED STATES ATTORNEY'S OFFICES

To confirm the accuracy of the identified case list, the Institute mailed physical letters to all 94 United States Attorney's Offices in the country, with a list of all the 2016 and 2017 active human trafficking cases that the Institute identified in their district. In addition, the Institute emailed the same letters to the 30 Assistant United States Attorneys who handled the largest number of trafficking cases in 2016 and 2017. Approximately one-third (28) of the United States Attorney's Offices responded, providing 17 additional human trafficking cases for inclusion in the Report. Four of the 17 cases were cases where the government charged the defendant with a Chapter 77 offense that the Institute team had not identified in its search of PACER, Westlaw, or Press Releases. The other 13 cases were cases with an identified human trafficking victim, where the government charged and resolved the defendant with a non-chapter 77 offense.

REVIEW OF CASE LISTS BY MAIN JUSTICE COMPONENTS

The Institute provided a list of the 2016 and 2017 active cases to the United States Department of Justice's Human Trafficking Prosecution Unit in the Civil Rights Division (HTPU) and Child Exploitation and Obscenity Section in the Criminal Division (CEOS). The HTPU provided an additional 12 human trafficking cases that met the standard for inclusion in the Report. Two of the cases involved defendants that the government had charged with Chapter 77 offenses; the remaining ten cases involved defendants that the government charged outside of Chapter 77. CEOS did not identify any additional cases for inclusion in the Report.

IDENTIFICATION OF CIVIL HUMAN TRAFFICKING CASES

In addition to the 877 active criminal cases in 2016 and/or 2017, the Report captures 114 civil human trafficking cases that were active in 2016 and/or 2017. The Institute identified the civil cases through an exhaustive search of Pacer, WestLaw, and Bloomberg. The Institute cross-checked this list of civil cases with the Human Trafficking Legal Center's publically available Civil Case Database. The Institute also provided a list of all the active civil cases in 2016 and 2017 to the Human Trafficking Legal Center to confirm that the Report did not omit any civil suits. The Human Trafficking Legal Center confirmed that the list was complete and noted that some of the civil cases identified by the Institute were summarily dismissed or could be categorized as frivolous. The Report includes all civil human trafficking suits handled during 2016 and/or 2017 regardless of their merits.

COLLECTION & REVIEW OF HUMAN TRAFFICKING CASE DATA

Upon the identification of a human trafficking case, the Institute reviewed the underlying pleadings and other related documents to capture essential information about the case, defendant(s), charge(s), victim(s), attorney(s), and any related direct appeal(s). The Institute team specifically focused on complaints and charging instruments, key motions and briefs, plea agreements, verdict forms, sentencing memoranda, judgments, and appeal information. After the relevant information was collected and reviewed, the Institute added the case to a Salesforce database ("Database") designed expressly for the publication of the Report. At least two trained attorneys separately reviewed the data in each case to ensure accuracy and completeness.

The Institute added all identified human trafficking cases that were active in 2016 or 2017 to the Database for inclusion in

the Report. A human trafficking “case” within the Report may include a single defendant or multiple related defendants who have been charged with trafficking one or more victims. Where multiple defendants are included under one “case,” the defendants must have been related by a common victim(s) and facts. The Report captures related defendants under one case even where the defendants are charged in separate charging instruments or where charges are initiated in separate case numbers, so long as the facts indicate that the defendants were related through a commonly exploited victim or a common plan or scheme.

HUMAN TRAFFICKING “CASES”

ACTIVE & INACTIVE CASES

To qualify for inclusion in the Report, the human trafficking case – whether criminal or civil – must have been “active” in 2017. The Report considers a criminal case to be “active” where the Government has initiated charges in federal court and one or more defendants is still pending trial, sentencing, or direct appeal. Similarly, the Report considers a civil case to be “active” where a plaintiff has filed a complaint in federal court and one or more defendants is still pending final judgment or where any party is pending direct appeal.

The Report classifies a case as “inactive” where there are no charges or claims against any defendant left to be resolved and when the time for all defendants to directly appeal the final judgment or order of the court has expired. To put it differently, a case becomes “inactive” when the last defendant’s time for filing a notice of direct appeal has expired. The Report relies on Rule 4 of the Federal Rules of Appellate Procedure (“FRAP”) to calculate the date that the defendant’s time for filing a notice of direct appeal has expired.

In a criminal case, under FRAP 4(b), “a defendant’s notice of appeal must be filed in the district court within 14 days after the later of: (i) the entry of either the judgment or the order being appealed; or (ii) the filing of the government’s notice of appeal.” For a criminal case where the defendant did not appeal the District Court’s final judgment and did not file any subsequent motions upon which the District Court must rule, the inactive date is 14 days beyond the “Judgment Date.”

In a civil case, under FRAP 4(a), a defendant’s notice of appeal generally “must be filed with the district court within 30 days after entry of the judgment or order appealed from.” A number of timing extensions are provided in civil cases where the United States is a party to the case³⁸, where one of several motions has been filed³⁹, or where the appeal is filed by an inmate confined in an institute.⁴⁰ These timing exemptions are taken into consideration when calculating a case’s inactive date for the purposes of the report. For a civil case where the defendant did not appeal the District Court’s final judgment and did not file any subsequent motions upon which the District Court must rule, the inactive date is 30 days beyond the “Judgment Date.”

For a criminal or civil case where one or more defendants has appealed the district court’s judgment, and the Appellate Court has issued its decision on appeal, the case becomes inactive when the defendant’s time to appeal the Appellate Court’s decision to the Supreme Court has expired. Rule 13 of the Rules of the Supreme Court of the United States provides that “a petition for a writ of certiorari to review a judgment in any case, civil or criminal, entered by . . . a United States court of appeals . . . is timely when it is filed with the Clerk of [the Supreme] Court within 90 days after entry of judgment.” The Supreme Court may extend a party’s time for filing a writ of certiorari, upon showing of good

³⁸ See FRAP 4(a)(1)(B).

³⁹ See FRAP 4(a)(4).

⁴⁰ See FRAP 4(c).

cause, for a period not exceeding 60 days, provided the extension is requested at least ten full days before the petition is otherwise due. For a civil or criminal case where 90 days have passed since the Appellate Court rendered its decision and no additional entries have been added to the appellate docket, the case is deemed inactive upon the date that the time to file the petition of certiorari has expired.

The Report relies on FRAP 26 when calculating dates for the defendant's time to file a notice of appeal.

In a criminal or civil human trafficking case, once there are no pending charges or claims against any defendant to be resolved and after the time for all defendants to appeal the final judgment or order of the court has expired, the case becomes inactive. Subsequent motions for post-conviction relief, such as a motion challenging the defendant's conviction or sentence under 28 U.S.C. § 2255 or the filing of a habeas corpus petition under 28 U.S.C. § 2241, do not render the case active. Furthermore, clerical activity on the docket following the expiration of the defendant's time to file a direct appeal, including the payment of a fine or restitution or a request for modification of a supervised term of release, does not re-activate an inactive case. Thus, the Report does not capture human trafficking cases where the only activity in the case in 2016 or 2017 includes a defendant's motion for post-conviction relief or payment of a fine or restitution to a victim in the case.

CIVIL & CRIMINAL CASE

The Report classifies every case as "criminal" or "civil." Cases are "criminal" if the government charged a defendant with a federal crime through the filing of a complaint, information or indictment. Cases are "civil" if a plaintiff filed a complaint in federal court against a defendant.

CASE TYPE: SEX TRAFFICKING & LABOR TRAFFICKING

The Report classifies every case as a "sex trafficking" case or "labor trafficking" case. If the facts included in public court documents, news stories, and press releases indicate that the defendant(s) compelled or coerced the victim(s) to provide labor or services, the case is classified as "labor trafficking." Conversely, if the facts included in public court documents, news stories, and press releases indicate that the defendant(s) compelled or coerced the victim(s) to engage in a commercial sex act, the case is classified as "sex trafficking." Cases of attempt and conspiracy are included in both categories.

Generally, the case type classification is consistent with the charges or counts included in the complaint, information, or indictment. However, where the facts in the case indicate that the case type is different than the statute asserted against the defendant, the Report weighs the facts of the case more heavily than the statute when determining the case type. For example, where the government charged the defendant with labor trafficking under 18 U.S.C § 1589, but the facts indicate that the defendant compelled the victim to engage in commercial sex, the case is classified as "sex trafficking," not "labor trafficking."

In the majority of human trafficking cases in the Report, the binary classification is clear and sufficient, as the facts or charges involved a defendant(s) compelling or coercing a victim(s) to perform either labor/services, or sex, not both. However, 18 criminal cases involved both sex trafficking and labor trafficking charges. For these cases, the Institute conducted a thorough review of the court docket and related materials to determine if the trafficking operation was primarily a sex trafficking or labor trafficking enterprise. The Report concludes that 14 of the 18 cases were primarily sex trafficking with associated labor trafficking charges, and 4 of the cases were primarily labor trafficking with corresponding sex trafficking charges.

PRIMARY BUSINESS MODELS

Where there is sufficient information in public court documents, agency press releases, and news sources, the Report seeks to categorize the “business model” of the trafficking enterprise in the case. In a labor trafficking case, the Report identifies the business model as the business or industry where traffickers compel the victims to work or provide labor or services. In a sex trafficking case, the Report identifies the business model by the physical location or online presence where traffickers solicit purchasers. The business model in a sex trafficking case is not categorized by the location where the commercial sex act took place but instead asks where traffickers seek purchasers. Where public documents identify more than one business model in a case, the Report looks to the business model that was most frequently used.

The individual business models for sex trafficking and labor trafficking cases are defined below in the Terminology section of the Report.

HUMAN TRAFFICKING “DEFENDANTS”

CRIMINAL CASES

In general, the Report captures every defendant in a federal criminal human trafficking case, regardless of whether the government charged each defendant in the case with a human trafficking crime. By including all defendants in the case, the Report aims to capture the most accurate picture of human trafficking cases that are prosecuted in federal courts.

IMPORTANT DATES

For each defendant, the Report tracks important dates in the criminal justice process, such as the date the government filed the initial charging instrument, the date that the defendant pled guilty or went to trial, and the date that the district court entered the final judgment. When determining dates, the Report generally relies on the file stamp date in the court docket, unless the court docket indicated that the event occurred on a different date. When the docket revealed that an event occurred on a date different than the file stamp date, the Report relies on the date that the event in fact occurred.

MANNER RESOLVED, PUNISHMENT, & RESTITUTION

The Report also captures the manner in which the district court resolved the charges against each defendant: by dismissal, plea agreement, or trial. If the defendant was convicted, the Report tracks each defendant’s sentence, including term of imprisonment, if any; amount of fine, if imposed; information about special assessments, if ordered; and amount of restitution to the victim(s), if ordered.

DEFENDANT’S PROFILE

Where known, the Report includes general information about the defendant’s profile, such as the gender of the defendant and the age of the defendant at the time of arrest. Where identified in public documents, the Report also identifies the type of relationship that existed between the defendant and one or more of the victims.

“ANCILLARY” HUMAN TRAFFICKING CASES

In cases where human trafficking is an ancillary matter in the federal criminal case, the Report captures only defendants whom the government charged with a human trafficking crime. The Report categorizes human trafficking as an “ancillary” matter where it is clear that the primary purpose of the criminal enterprise was not human trafficking.

For example, if a federal case is primarily about health care fraud, and the government charged only one of ten defendants with a human trafficking crime and the remaining nine defendants with non-human-trafficking-related offenses, the Report would consider human trafficking to be an “ancillary” matter in the case. The Report would capture information about the defendant that the government charged with a human trafficking crime, but would not include the other defendants who were unrelated to the trafficking crime(s).

Alternatively, if a federal case charged only one of ten defendants with a human trafficking crime and the remaining nine defendants with non-human trafficking offenses related to the human trafficking scheme, revealing that the case was primarily about human trafficking, the Report would not consider it an “ancillary” matter. The Report would capture information about all the defendants the government charged.

Of the active criminal cases in 2017, the Report found that human trafficking was an ancillary matter in seven cases. For the remaining 688 active criminal cases in 2017, the Report includes all of the defendants and charges named in the charging instrument, not only those defendants charged with a human trafficking crime. It is important to note that in cases where trafficking is an ancillary matter, the case becomes “inactive” when the charges against the defendant charged with a trafficking crime are resolved, even where charges may still be pending against the other defendants.

CIVIL CASES

For civil human trafficking cases, the Report includes only defendants against whom plaintiffs have initiated Chapter 77 offenses. For each of these defendants, the Report tracks important dates in the civil process, such as the date the plaintiff(s) filed the suit, and the date of resolution, whether by dismissal, trial, or settlement. When determining dates, the Report generally relies on the file stamp date in the court docket, unless the court docket indicated that the event occurred on a different date. When the docket revealed that an event occurred on a date different than the file stamp date, the Report relies on the date that the event in fact occurred. For cases where the district court entered a judgment or default judgment, the Report discloses the amount of the judgment.

Where known, the Report also includes general information about the defendant’s profile, such as the gender of the defendant, the age of the defendant when the plaintiff filed the suit, and the type of relationship that existed between the defendant and victim(s), if any.

HUMAN TRAFFICKING & NON-HUMAN TRAFFICKING “CHARGES”

CRIMINAL CASES

The Report captures each charge that the government filed against each defendant, including both human trafficking charges and non-human trafficking charges. The Report relies on the final charging instrument against the defendant when determining the appropriate charges to include.

HUMAN TRAFFICKING CHARGE

The Report categorizes any charge filed against a defendant under the following criminal statutes as a “human trafficking charge”:

- 18 U.S.C. § 2 (Attempt to Commit Human Trafficking);
- 18 U.S.C. § 371 (Conspiracy to Commit Human Trafficking);
- 18 U.S.C. § 1581 (Peonage);
- 18 U.S.C. § 1582 (Vessels in the Slave Trade);
- 18 U.S.C. § 1583 (Enticement into Slavery);
- 18 U.S.C. § 1584 (Involuntary Servitude);
- 18 U.S.C. § 1585 (Seizure, Detention of Slaves);
- 18 U.S.C. § 1586 (Service on Vessels for Slave Trade);
- 18 U.S.C. § 1587 (Possession of Slaves aboard a Vessel);
- 18 U.S.C. § 1588 (Transportation of Slaves from the United States);
- 18 U.S.C. § 1589 (Forced Labor);
- 18 U.S.C. § 1590 (Trafficking for Peonage, Slavery, Involuntary Servitude, or Forced Labor);
- 18 U.S.C. § 1591 (Sex Trafficking);
- 18 U.S.C. § 1592 (Documents);
- 18 U.S.C. § 1593A (Benefitting Financially);
- 18 U.S.C. § 1594 (Attempt or Conspiracy to Commit Human Trafficking);
- 18 U.S.C. § 1597 (Immigration Documents);
- 18 U.S.C. § 1952 (ITAR to Human Trafficking);
- 18 U.S.C. § 1962 (RICO to Human Trafficking)

This list encompasses all the Chapter 77 offenses and attempt, conspiracy, ITAR, and RICO where the object is clearly defined as a Chapter 77 offense.

NON-HUMAN TRAFFICKING CHARGES

All criminal charges other than those listed above as “Human Trafficking Charges” are “Non-Human Trafficking Charges.” Non-human trafficking charges include: alien harboring (8 U.S.C. § 1324); Mann Act (18 U.S.C. §§ 2421 – 2423); child pornography (18 U.S.C. § 2251 – 2252); conspiracy (18 U.S.C. § 371); ITAR (18 U.S.C. § 1952); and RICO (18 U.S.C. § 1962) to a crime unrelated to the human trafficking enterprise.

NUMBER OF CHARGES

In general, the number of “charges” that the Report captures for a defendant equals the total number of charges included in the final charging instrument against that defendant. Where the government files a superseding information that includes additional charges for the sole purpose of a plea agreement, the Report also captures charges from the charging instrument immediately preceding the superseding information. In doing so, the Report aims to capture the most serious charge(s) that the government brought against the defendant, as well as the ultimate charge(s) included in the defendant’s plea agreement.

Where human trafficking is considered an “ancillary matter,”⁴¹ the Report includes all charges that the government brought against the defendant involved in the trafficking enterprise. This includes both human trafficking and non-human trafficking charges.

⁴¹ See definition of “ancillary matter” under the “Human Trafficking ‘Defendants’” section above.

HUMAN TRAFFICKING “VICTIMS”

CRIMINAL CASES

The Report’s ability to determine the total number of victims involved in federal human trafficking cases is limited. The Report captures only publically-available information about victims that the government identified by name, initials, or pseudonym in the charging instrument(s). The actual number of victims in a case may be more than the government identifies in public filings. The “victim” related findings in this Report should not be used as an estimate of the number of victims identified or assisted by the government or civil society organizations. This Report does not provide a prevalence estimate for the number of victims whom traffickers exploited during 2017.

Where identified in court documents, agency press releases, and news sources, the Report includes information about the identified victim’s gender and age.

The Institute initially sought to capture additional information about identified victims, including the gender, age at exploitation, national origin/citizenship, and whether the victim identified as LGBTQ. However, public documents did not provide sufficient information to distill any meaningful data; thus, the information was excluded from the Report.

CIVIL CASES

The Report relies on public court documents about the plaintiffs who filed a complaint to track victim information in civil human trafficking cases. For civil suits involving less than ten plaintiffs, the Report captures information about each plaintiff-victim, including the gender and age of the victim, where known. For civil suits involving ten or more plaintiffs, the Report captures information about the lead plaintiff in the case.

HUMAN TRAFFICKING “APPEALS”

Where a defendant has filed a notice of appeal in a criminal case, or a party has filed a notice of appeal in a civil suit, the Report tracks the timing and result of the appeal. The Report tracks only direct appeals that follow a final judgment in the case and that are filed within the timeline set out in Rule 4 of the Federal Rules of Appellate Procedure. The Report captures information about direct appeals to an appellate court, as well as direct appeals to the United States Supreme Court.

The Report does not track interlocutory appeals. Furthermore, the Report does not capture appeals based on collateral attacks on the district court’s judgment, such as motions to challenge a conviction or sentence under 28 U.S.C. § 2255 or the filing of a habeas corpus petition under 28 U.S.C. § 2241.

REVIEW PROCESS FOR IDENTIFIED CASES & PRELIMINARY FINDINGS

In efforts to provide an exhaustive review of federal human trafficking cases that were active in 2016 and/or 2017, the Institute engaged in a thorough review process. Once an Institute attorney entered information about a case into the Database, a different Institute attorney was tasked with reviewing each field using the primary source to confirm each entry was correct. The reviewing attorneys raised questions and anomalies to the Report’s Primary Authors for

decisions. In addition, the Institute attorneys reviewed the Database through various topical reviews of reports to detect blank fields or unusual entries.

In addition to corresponding with government attorneys and non-profit organizations about the comprehensive identification of human trafficking cases during the reporting period, the Institute conducted in-person meetings with Polaris and the Department of Justice's Human Trafficking Prosecution Unit and Child Exploitation & Obscenity Section to present the Report's preliminary findings. Each of these groups provided verbal feedback, asked clarifying questions, and made recommendations. The Institute incorporated terminology revisions and additional findings as a result of these meetings. In addition, the Institute shared its preliminary findings of the \$5,000 special assessments and purchaser defendants with Shared Hope International.

Furthermore, the Institute hosted a group of six survivors, including several current and former members of the United States Advisory Council on Trafficking in Persons, for a presentation on the Report's preliminary findings and a conversation about terms, searches, and context. The Institute incorporated recommendations and additional findings as a result of this meeting.

In anticipation of the Institute's subsequent publication of annual reports on federal human trafficking cases, the Institute openly welcomes dialogue with interested parties about the substance or methodology of the 2017 Federal Human Trafficking Report, as well as proposed additions for the Report in future years.

REPORT TERMINOLOGY

ADULT: Any person who is 18 years of age or older.

AGRICULTURE/FARMS: This business model was selected where a victim was compelled to provide labor for a farming business that is primarily engaged in growing crops, cultivating soil, or rearing animals for their byproducts.

BAR/CLUB: This business model was selected in a sex trafficking case where purchasers sought commercial sex at an establishment which serves alcohol or drinks as their primary business purpose. This business model is selected in a labor trafficking case where a victim was compelled to provide labor or services at an establishment which serves alcohol or drinks as their primary business purpose.

BARTERING RELATIONSHIP: This business model was selected where a defendant offers the victim's sexual services to a "purchaser" in exchange for other goods or services, such as illicit substances, housing, or welfare benefits.

CHILD: Any person who is under the age of 18.

CONSTRUCTION: This business model was selected where a victim was compelled to provide labor at a commercial business focused on the process of building or repairing infrastructure, facilities, or residences.

DISTRICT COURT: The District Court is categorized by the district of the trial court that acquitted, convicted, or otherwise resolved the defendant(s) in the district court case.

DOMESTIC WORK: This business model was selected where a victim was compelled to work for a household/family providing personal household tasks or child care, often living on-site with the family.

EROTIC SERVICES: This business model was selected where a purchaser solicited commercial sex through an escort service, at a host bar, or at a strip club. An "escort service" is a formal business whose primary purpose is to supply buyers with commercial sex or a romantic companionship. This includes any time a potential victim primarily provides commercial sex on an "out-call" basis. The victim may meet potential buyers at various types of locations (hotels, private residences, etc.). A "strip club" is an establishment whose main business purpose is exotic dancing/stripping performances. This venue should not be confused with a "bar or club," whose primary business purpose is the selling of alcohol.

FINE: Money that a court orders the defendant to pay as punishment for the crime committed. This does not include fees or special assessments ordered by the court.

HOTEL: This business model was selected where a victim was compelled to work at a hotel or in hospitality services. This term is a broad industry category that focuses on lodging and tourism.

ILLEGAL BROTHELS: This business model was selected where a defendant's primary method of soliciting purchasers of sexual services was through an illegal establishment where in-house commercial sex was offered to customers.

INTERNET-BASED COMMERCIAL SEX: This business model was selected where a defendant's primary method of soliciting customers for sexual services was through an online website or social media platform. Websites disclosed by the public court documents in the active 2017 criminal cases included: A Plus Bunnies, Adult Friend Finder, Adult Hookups, AlltheLovers, Backpage, Body Rub Lists, Call Escort, CityVibe, Craigslist, Date Hookup, Eccie, Eros, Erotic Mugshots, Erotic Review, Escorts Click 2 Call, Escorts Forever, Escorts Jiji, Escorts Meet, Escort Profile, Escorts Xport, Evil Empire, Executive Companion, Explicit Chicago, Facebook, Friends 4 Rent, Grindr, Independent Girls, Instagram, Kendra of Atlanta, KiK Messenger, MeetMe, Miss Scarlet White, MocoSpace, MyRedBook, MyProvider, Pinger, Platinum

Companions, Plenty of Fish, Seeking Arrangement, A Sexy Service, Skip the Games, Tagged, TNA Board, Whats App, Whisper, Yahoo. Traffickers may have used additional websites that were not mentioned in the public court documents.

JANITORIAL SERVICES: This business model was selected where a victim was compelled to provide janitorial or cleaning duties for a cleaning company or for commercial or public properties. This includes employees of maid services, commercial janitors, etc.

LIFE IMPRISONMENT: A sentence of imprisonment for the defendant to remain in prison for the rest of their natural life. The Report captures life sentences that a court imposed against a defendant in a human trafficking case, even where the defendant was also convicted of other serious crimes, including murder.

MESSAGE PARLOR: This business model was selected where a defendant's primary method of soliciting purchasers for commercial sex was at a business that offered, or claimed to offer, legitimate spa services. This includes legal massage parlors, as well as illicit massage parlors that claim to offer legitimate spa services but whose true purpose is to offer commercial sex to customers.

MANUFACTURING: This business model was selected where a victim was compelled to work in any industry focused on the production or packaging of food or other merchandise to be sold, or any other type of industrial factory-type job.

PRIMARY INVESTIGATING AGENCY: The primary investigating agency in any federal case must be a federal law enforcement agency. In determining the primary agency, the Report considered press releases, affidavits, and charging instruments related to the case. Where there are multiple investigating agencies, and it is difficult to ascertain which agency played the primary role, the primary agency is classified as the agency that initiated the investigation, if known.

PURCHASER CASE: In a sex trafficking case, if the facts indicate that one or more of the defendants in the case purchased or attempted to purchase commercial sex, then the case is designated as a "purchaser case."

RESTAURANT: This business model was selected where a victim was compelled to work at a venue whose primary purpose is selling prepared food. This includes fast food, sit-down restaurants, and food or ice-cream trucks.

RETAIL: This business model was selected where a victim was compelled to work at a commercial venue whose primary purpose is to sell merchandise. This includes grocery stores, gas stations, and kiosks.

STING CASE: A "sting case" is a deceptive operation that law enforcement uses to catch a person committing a crime. This includes cases where law enforcement responds to a trafficker's advertisements for commercial sex as a potential purchaser, as well as cases where law enforcement advertises fictitious children for commercial sex to catch those who respond to the advertisement.

STREET-BASED COMMERCIAL SEX: This business model was selected where a victim was expected to solicit or initiate commercial sex by walking a designated section of a street, sometimes known as a "track," "stroll," or "block."

In developing the terminology for the 2017 Federal Human Trafficking Report, the Institute team met with the data team at Polaris, and they provided recommendations and guidance regarding terms in human trafficking cases. Where possible, the Institute conformed its terminology and definitions to Polaris' to be consistent with their work. We are grateful for Polaris' support and guidance in the development of the Institute's database and the publication of the 2017 Federal Human Trafficking Report.



APPENDIX

YEAR OVER YEAR CHARTS

■ 2016 ■ 2017

ACTIVE FEDERAL
CRIMINAL CASES



7.4% INCREASE

FEDERAL CRIMINAL
CASES INITIATED



3.6% INCREASE

FEDERAL CRIMINAL
CASES RESOLVED



19.1% INCREASE

ACTIVE CRIMINAL SEX
TRAFFICKING CASES WITH
ONLY CHILD VICTIMS



5.3% INCREASE

ACTIVE CRIMINAL SEX
TRAFFICKING CASES WITH
INVOLVING ONLY ADULT VICTIMS



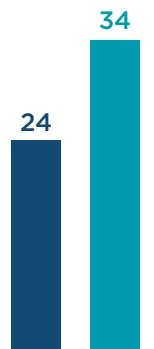
13.7% INCREASE

ACTIVE CRIMINAL SEX
TRAFFICKING CASES WITH BOTH
ADULT AND CHILD VICTIMS



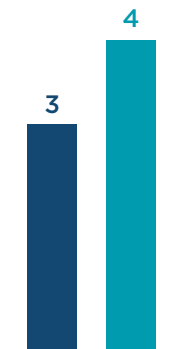
.99% INCREASE

ACTIVE CRIMINAL LABOR
TRAFFICKING CASES



41.7% INCREASE

ENTITY DEFENDANTS IN
ACTIVE CRIMINAL CASES



33.3% INCREASE

ACTIVE CRIMINAL CASES WITH
PURCHASER DEFENDANT(S)



18.3% INCREASE

■ 2016 ■ 2017

NUMBER OF PURCHASER
DEFENDANTS IN ACTIVE
CRIMINAL CASES



21.3% INCREASE

CRIMINAL DEFENDANTS
CONVICTED



15.9% DECREASE

CONVICTION RATE FOR ALL
RESOLVED DEFENDANTS



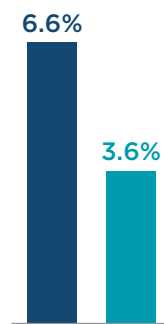
2.3% INCREASE

ACQUITTAL RATE FOR ALL
RESOLVED DEFENDANTS



5400% INCREASE

DISMISSAL RATE FOR ALL
RESOLVED DEFENDANTS



45.5% DECREASE

CRIMINAL
JURY TRIALS



4.4% INCREASE

CRIMINAL DEFENDANTS
SENTENCED



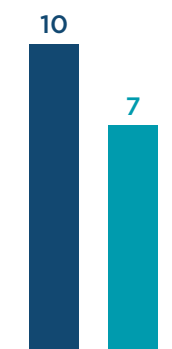
16% DECREASE

AVERAGE LENGTH OF
SENTENCE FOR DEFENDANT IN
HUMAN TRAFFICKING CASE



12.4% INCREASE

LIFE
SENTENCES



30% DECREASE

■ 2016 ■ 2017

\$5000 SPECIAL
ASSESSMENT ORDERED

257.1% INCREASE

FORCED LABOR CASES WITH
RESTITUTION AWARDS

16.7% DECREASE

SEX TRAFFICKING CASES WITH
RESTITUTION AWARDS

11.4% INCREASE

AVERAGE RESTITUTION AWARD
IN FORCED LABOR CASES

39.6% DECREASE

AVERAGE RESTITUTION AWARD
IN SEX TRAFFICKING CASES

23.7% INCREASE

VICTIMS IDENTIFIED IN
ACTIVE CRIMINAL CASES

5.7% INCREASE

TOTAL ACTIVE
CIVIL CASES

1.1% DECREASE

CIVIL CASES
INITIATED

NO CHANGE

CIVIL CASES
RESOLVED

23.1% INCREASE

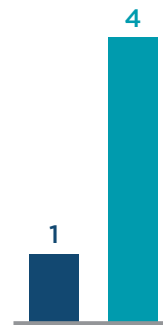
■ 2016 ■ 2017

ACTIVE CIVIL SEX
TRAFFICKING CASES

14.3% INCREASE

ACTIVE CIVIL LABOR
TRAFFICKING CASES

2.4% DECREASE

CIVIL CLASS
ACTIONS INITIATED

300% INCREASE

ENTITY DEFENDANTS IN
ACTIVE CIVIL CASES

1.1% DECREASE

2017 ACTIVE CRIMINAL CASES & DEFENDANTS

FEDERAL DISTRICT	HUMAN TRAFFICKING CASES	SEX TRAFFICKING CASES	LABOR TRAFFICKING CASES	HUMAN TRAFFICKING DEFENDANTS	SEX TRAFFICKING DEFENDANTS	LABOR TRAFFICKING DEFENDANTS	CONVICTED HUMAN TRAFFICKING DEFENDANTS	SENTENCED HUMAN TRAFFICKING DEFENDANTS
Alabama Northern	4	4	0	5	5	0	2	2
Alabama Middle	1	1	0	2	2	0	0	0
Alabama Southern	0	0	0	0	0	0	0	0
Alaska	5	5	0	5	5	0	2	2
Arizona	11	10	1	18	16	2	0	0
Arkansas Eastern	4	4	0	4	4	0	1	1
Arkansas Western	5	5	0	5	5	0	2	2
California Central	10	10	0	14	14	0	5	5
California Eastern	17	16	1	40	38	2	5	4
California Northern	6	5	1	9	8	1	1	1
California Southern	15	15	0	92	92	0	8	9
Colorado	0	0	0	0	0	0	0	0
Connecticut	11	11	0	14	14	0	5	6
Delaware	1	1	0	1	1	0	0	0
District of Columbia	1	1	0	2	2	0	0	0
Florida Middle	26	24	2	28	26	2	14	14
Florida Northern	11	11	0	27	27	0	2	2
Florida Southern	20	19	1	27	25	2	15	14
Georgia Middle	5	5	0	42	42	0	14	14
Georgia Northern	6	6	0	18	18	0	1	1
Georgia Southern	5	5	0	30	30	0	4	3
Guam	0	0	0	0	0	0	0	0
Hawaii	2	2	0	2	2	0	1	1
Idaho	1	1	0	1	1	0	1	1
Illinois Central	2	2	0	2	2	0	0	0
Illinois Northern	17	15	2	27	24	3	6	6
Illinois Southern	2	2	0	3	3	0	0	0
Indiana Northern	9	9	0	14	14	0	3	3

FEDERAL DISTRICT	HUMAN TRAFFICKING CASES	SEX TRAFFICKING CASES	LABOR TRAFFICKING CASES	HUMAN TRAFFICKING DEFENDANTS	SEX TRAFFICKING DEFENDANTS	LABOR TRAFFICKING DEFENDANTS	CONVICTED HUMAN TRAFFICKING DEFENDANTS	SENTENCED HUMAN TRAFFICKING DEFENDANTS
Indiana Southern	7	7	0	12	12	0	2	2
Iowa Northern	2	2	0	4	4	0	0	0
Iowa Southern	3	3	0	3	3	0	2	2
Kansas	11	10	1	24	19	5	14	15
Kentucky Eastern	0	0	0	0	0	0	0	0
Kentucky Western	3	3	0	3	3	0	2	2
Louisiana Eastern	4	4	0	11	11	0	2	1
Louisiana Middle	1	1	0	2	2	0	0	0
Louisiana Western	3	3	0	6	6	0	4	4
Maine	2	2	0	2	2	0	0	0
Maryland	21	21	0	31	31	0	16	17
Massachusetts	8	8	0	19	19	0	6	3
Michigan Eastern	23	23	0	50	50	0	7	7
Michigan Western	4	4	0	8	8	0	5	5
Minnesota	11	8	3	53	47	6	5	5
Mississippi Northern	3	3	0	6	6	0	0	0
Mississippi Southern	1	1	0	1	1	0	0	0
Missouri Eastern	6	6	0	7	7	0	3	3
Missouri Western	7	7	0	10	10	0	0	0
Montana	5	5	0	7	7	0	2	2
Nebraska	1	0	1	2	0	2	0	0
Nevada	9	9	0	13	13	0	3	4
New Hampshire	3	3	0	5	5	0	0	0
New Jersey	4	3	1	10	8	2	3	3
New Mexico	9	9	0	18	18	0	1	1
New York Eastern	15	12	3	46	35	11	12	11
New York Northern	3	3	0	3	3	0	1	1
New York Southern	23	23	0	46	46	0	9	10
New York Western	17	17	0	28	28	0	8	9

FEDERAL DISTRICT	HUMAN TRAFFICKING CASES	SEX TRAFFICKING CASES	LABOR TRAFFICKING CASES	HUMAN TRAFFICKING DEFENDANTS	SEX TRAFFICKING DEFENDANTS	LABOR TRAFFICKING DEFENDANTS	CONVICTED HUMAN TRAFFICKING DEFENDANTS	SENTENCED HUMAN TRAFFICKING DEFENDANTS
North Carolina Eastern	5	5	0	10	10	0	2	2
North Carolina Middle	5	5	0	7	7	0	6	6
North Carolina Western	6	5	1	9	7	2	1	1
North Dakota	7	7	0	17	17	0	5	6
Northern Mariana Islands	5	2	3	11	3	8	2	1
Ohio Northern	7	6	1	16	15	1	9	9
Ohio Southern	8	8	0	12	12	0	3	3
Oklahoma Eastern	0	0	0	0	0	0	0	0
Oklahoma Northern	4	4	0	7	7	0	7	7
Oklahoma Western	3	3	0	9	9	0	4	5
Oregon	12	12	0	19	19	0	3	3
Pennsylvania Eastern	20	18	2	36	26	10	4	3
Pennsylvania Middle	12	11	1	33	31	2	9	9
Pennsylvania Western	7	7	0	10	10	0	5	5
Puerto Rico	15	15	0	15	15	0	6	6
Rhode Island	5	5	0	10	10	0	4	4
South Carolina	10	9	1	23	22	1	6	5
South Dakota	14	14	0	16	16	0	4	4
Tennessee Eastern	4	4	0	6	6	0	1	1
Tennessee Middle	3	3	0	4	4	0	0	0
Tennessee Western	7	7	0	7	7	0	3	3
Texas Eastern	3	1	2	4	1	3	0	0
Texas Northern	25	24	1	82	81	1	20	20
Texas Southern	23	22	1	89	87	2	10	9
Texas Western	13	13	0	33	33	0	7	7
Utah	3	3	0	5	5	0	0	0
Vermont	3	3	0	19	19	0	3	3

FEDERAL DISTRICT	HUMAN TRAFFICKING CASES	SEX TRAFFICKING CASES	LABOR TRAFFICKING CASES	HUMAN TRAFFICKING DEFENDANTS	SEX TRAFFICKING DEFENDANTS	LABOR TRAFFICKING DEFENDANTS	CONVICTED HUMAN TRAFFICKING DEFENDANTS	SENTENCED HUMAN TRAFFICKING DEFENDANTS
Virgin Islands	1	1	0	2	2	0	2	2
Virginia Eastern	23	23	0	51	51	0	9	11
Virginia Western	3	2	1	6	3	3	0	0
Washington Eastern	8	8	0	9	9	0	2	2
Washington Western	9	7	2	16	10	6	6	5
West Virginia Southern	2	2	0	3	3	0	0	0
West Virginia Northern	0	0	0	0	0	0	0	0
Wisconsin Eastern	8	7	1	10	9	1	1	1
Wisconsin Western	6	6	0	6	6	0	1	1
Wyoming	0	0	0	0	0	0	0	0
TOTAL	695	661	34	1474	1396	78	344	342

2016 ACTIVE CRIMINAL CASES & DEFENDANTS

FEDERAL DISTRICT	HUMAN TRAFFICKING CASES	SEX TRAFFICKING CASES	LABOR TRAFFICKING CASES	HUMAN TRAFFICKING DEFENDANTS	SEX TRAFFICKING DEFENDANTS	LABOR TRAFFICKING DEFENDANTS	CONVICTED HUMAN TRAFFICKING DEFENDANTS	SENTENCED HUMAN TRAFFICKING DEFENDANTS
Alabama Northern	2	2	0	2	2	0	0	0
Alabama Middle	0	0	0	0	0	0	0	0
Alabama Southern	0	0	0	0	0	0	0	0
Alaska	4	4	0	4	4	0	2	2
Arizona	9	8	1	13	11	2	5	5
Arkansas Eastern	4	4	0	5	5	0	2	2
Arkansas Western	7	7	0	7	7	0	5	5
California Central	14	14	0	25	25	0	7	6
California Eastern	19	18	1	42	40	2	4	4
California Northern	6	6	0	10	10	0	4	4
California Southern	23	22	1	93	91	2	53	53
Colorado	1	1	0	1	1	0	1	1
Connecticut	9	9	0	13	13	0	5	5
Delaware	0	0	0	0	0	0	0	0
District of Columbia	1	1	0	2	2	0	0	0
Florida Middle	29	28	1	33	32	1	7	6
Florida Northern	11	11	0	26	26	0	20	20
Florida Southern	19	18	1	32	30	2	12	11
Georgia Middle	3	3	0	33	33	0	15	15
Georgia Northern	5	5	0	20	20	0	6	5
Georgia Southern	5	5	0	31	31	0	0	1
Guam	0	0	0	0	0	0	0	0
Hawaii	2	2	0	2	2	0	0	0
Idaho	1	1	0	1	1	0	0	0
Illinois Central	2	2	0	2	2	0	0	0
Illinois Northern	12	10	2	21	18	3	3	3
Illinois Southern	4	4	0	5	5	0	5	5
Indiana Northern	8	8	0	13	13	0	1	1

FEDERAL DISTRICT	HUMAN TRAFFICKING CASES	SEX TRAFFICKING CASES	LABOR TRAFFICKING CASES	HUMAN TRAFFICKING DEFENDANTS	SEX TRAFFICKING DEFENDANTS	LABOR TRAFFICKING DEFENDANTS	CONVICTED HUMAN TRAFFICKING DEFENDANTS	SENTENCED HUMAN TRAFFICKING DEFENDANTS
Indiana Southern	3	3	0	5	5	0	1	1
Iowa Northern	0	0	0	0	0	0	0	0
Iowa Southern	2	2	0	2	2	0	0	0
Kansas	11	10	1	24	19	5	5	4
Kentucky Eastern	0	0	0	0	0	0	0	0
Kentucky Western	5	5	0	7	7	0	4	4
Louisiana Eastern	6	6	0	14	14	0	7	9
Louisiana Middle	2	2	0	3	3	0	1	1
Louisiana Western	4	4	0	7	7	0	2	2
Maine	1	1	0	1	1	0	1	1
Maryland	18	18	0	30	30	0	3	4
Massachusetts	9	9	0	20	20	0	7	10
Michigan Eastern	20	20	0	24	24	0	6	6
Michigan Western	6	6	0	11	11	0	4	4
Minnesota	10	8	2	31	26	5	7	7
Mississippi Northern	0	0	0	0	0	0	0	0
Mississippi Southern	1	1	0	1	1	0	0	0
Missouri Eastern	2	2	0	3	3	0	0	0
Missouri Western	7	7	0	10	10	0	3	3
Montana	4	4	0	6	6	0	2	2
Nebraska	0	0	0	0	0	0	0	0
Nevada	8	8	0	12	12	0	4	4
New Hampshire	3	3	0	5	5	0	4	4
New Jersey	5	4	1	11	9	2	1	2
New Mexico	4	4	0	6	6	0	1	1
New York Eastern	14	12	2	45	36	9	3	3
New York Northern	3	3	0	3	3	0	1	1
New York Southern	18	18	0	58	58	0	8	8
New York Western	25	25	0	39	39	0	11	11

FEDERAL DISTRICT	HUMAN TRAFFICKING CASES	SEX TRAFFICKING CASES	LABOR TRAFFICKING CASES	HUMAN TRAFFICKING DEFENDANTS	SEX TRAFFICKING DEFENDANTS	LABOR TRAFFICKING DEFENDANTS	CONVICTED HUMAN TRAFFICKING DEFENDANTS	SENTENCED HUMAN TRAFFICKING DEFENDANTS
North Carolina Eastern	4	4	0	9	9	0	2	2
North Carolina Middle	2	2	0	4	4	0	1	1
North Carolina Western	4	4	0	4	4	0	2	2
North Dakota	8	8	0	15	15	0	9	6
Northern Mariana Islands	3	3	0	4	4	0	0	0
Ohio Northern	7	4	3	18	10	8	6	6
Ohio Southern	8	8	0	10	10	0	5	6
Oklahoma Eastern	0	0	0	0	0	0	0	0
Oklahoma Northern	7	7	0	12	12	0	4	4
Oklahoma Western	5	5	0	11	11	0	3	1
Oregon	13	13	0	21	21	0	7	7
Pennsylvania Eastern	16	14	2	32	22	10	7	7
Pennsylvania Middle	9	8	1	25	23	2	4	4
Pennsylvania Western	5	5	0	7	7	0	2	2
Puerto Rico	14	14	0	14	14	0	2	2
Rhode Island	7	7	0	14	14	0	6	6
South Carolina	9	9	0	29	29	0	8	8
South Dakota	20	20	0	23	23	0	11	10
Tennessee Eastern	4	4	0	6	6	0	1	1
Tennessee Middle	2	2	0	32	32	0	0	0
Tennessee Western	7	7	0	7	7	0	3	3
Texas Eastern	1	1	0	1	1	0	1	1
Texas Northern	18	17	1	47	46	1	8	8
Texas Southern	15	14	1	55	53	2	17	18
Texas Western	17	16	1	44	42	2	11	11
Utah	4	4	0	8	8	0	4	4
Vermont	3	3	0	18	18	0	10	9

FEDERAL DISTRICT	HUMAN TRAFFICKING CASES	SEX TRAFFICKING CASES	LABOR TRAFFICKING CASES	HUMAN TRAFFICKING DEFENDANTS	SEX TRAFFICKING DEFENDANTS	LABOR TRAFFICKING DEFENDANTS	CONVICTED HUMAN TRAFFICKING DEFENDANTS	SENTENCED HUMAN TRAFFICKING DEFENDANTS
Virgin Islands	1	1	0	2	2	0	0	0
Virginia Eastern	19	19	0	41	41	0	20	19
Virginia Western	4	3	1	10	7	3	4	4
Washington Eastern	2	2	0	3	3	0	1	1
Washington Western	8	7	1	15	11	4	2	3
West Virginia Southern	0	0	0	0	0	0	0	0
West Virginia Northern	0	0	0	0	0	0	0	0
Wisconsin Eastern	6	6	0	8	8	0	2	2
Wisconsin Western	4	4	0	4	4	0	3	3
Wyoming	0	0	0	0	0	0	0	0
TOTAL	647	623	24	1,367	1302	65	409	407

2017 ACTIVE CIVIL CASES & DEFENDANTS

FEDERAL DISTRICT	HUMAN TRAFFICKING CASES	SEX TRAFFICKING CASES	LABOR TRAFFICKING CASES	HUMAN TRAFFICKING DEFENDANTS	SEX TRAFFICKING DEFENDANTS	LABOR TRAFFICKING DEFENDANTS
Alabama Northern	1	0	1	2	0	2
Alabama Middle	1	0	1	6	0	6
Alabama Southern	0	0	0	0	0	0
Alaska	0	0	0	0	0	0
Arizona	1	0	1	4	0	4
Arkansas Eastern	0	0	0	0	0	0
Arkansas Western	1	0	1	29	0	29
California Central	3	0	3	24	0	24
California Eastern	0	0	0	0	0	0
California Northern	2	0	2	2	0	2
California Southern	1	0	1	1	0	1
Colorado	3	0	3	5	0	5
Connecticut	1	1	0	4	4	0
Delaware	0	0	0	0	0	0
District of Columbia	1	0	1	2	0	2
Florida Middle	2	0	2	5	0	5
Florida Northern	0	0	0	0	0	0
Florida Southern	0	0	0	0	0	0
Georgia Middle	0	0	0	0	0	0
Georgia Northern	1	1	0	2	2	0
Georgia Southern	3	0	3	14	0	14
Guam	0	0	0	0	0	0
Hawaii	0	0	0	0	0	0
Idaho	1	0	1	6	0	6
Illinois Central	0	0	0	0	0	0
Illinois Northern	2	0	2	3	0	3
Illinois Southern	0	0	0	0	0	0
Indiana Northern	2	0	2	6	0	6
Indiana Southern	0	0	0	0	0	0
Iowa Northern	0	0	0	0	0	0
Iowa Southern	0	0	0	0	0	0
Kansas	1	0	1	2	0	2
Kentucky Eastern	2	0	2	9	0	9
Kentucky Western	1	0	1	3	0	3
Louisiana Eastern	2	0	2	20	0	20
Louisiana Middle	0	0	0	0	0	0
Louisiana Western	1	0	1	3	0	3
Maine	0	0	0	0	0	0

FEDERAL DISTRICT	HUMAN TRAFFICKING CASES	SEX TRAFFICKING CASES	LABOR TRAFFICKING CASES	HUMAN TRAFFICKING DEFENDANTS	SEX TRAFFICKING DEFENDANTS	LABOR TRAFFICKING DEFENDANTS
Maryland	3	0	3	5	0	5
Massachusetts	3	3	0	11	11	0
Michigan Eastern	2	1	1	32	25	7
Michigan Western	0	0	0	0	0	0
Minnesota	4	1	3	27	1	26
Mississippi Northern	0	0	0	0	0	0
Mississippi Southern	0	0	0	0	0	0
Missouri Eastern	1	0	1	1	0	1
Missouri Western	0	0	0	0	0	0
Montana	0	0	0	0	0	0
Nebraska	0	0	0	0	0	0
Nevada	0	0	0	0	0	0
New Hampshire	0	0	0	0	0	0
New Jersey	3	0	3	40	0	40
New Mexico	0	0	0	0	0	0
New York Eastern	5	0	5	16	0	16
New York Northern	0	0	0	0	0	0
New York Southern	9	1	8	21	5	16
New York Western	0	0	0	0	0	0
North Carolina Eastern	1	0	1	3	0	3
North Carolina Middle	0	0	0	0	0	0
North Carolina Western	1	0	1	4	0	4
North Dakota	1	0	1	2	0	2
Northern Mariana Islands	0	0	0	0	0	0
Ohio Northern	0	0	0	0	0	0
Ohio Southern	0	0	0	0	0	0
Oklahoma Eastern	0	0	0	0	0	0
Oklahoma Northern	1	0	1	7	0	7
Oklahoma Western	2	0	2	9	0	9
Oregon	0	0	0	0	0	0
Pennsylvania Eastern	0	0	0	0	0	0
Pennsylvania Middle	1	0	1	25	0	25
Pennsylvania Western	0	0	0	0	0	0

FEDERAL DISTRICT	HUMAN TRAFFICKING CASES	SEX TRAFFICKING CASES	LABOR TRAFFICKING CASES	HUMAN TRAFFICKING DEFENDANTS	SEX TRAFFICKING DEFENDANTS	LABOR TRAFFICKING DEFENDANTS
Puerto Rico	0	0	0	0	0	0
Rhode Island	0	0	0	0	0	0
South Carolina	1	0	1	3	0	3
South Dakota	0	0	0	0	0	0
Tennessee Eastern	0	0	0	0	0	0
Tennessee Middle	1	0	1	2	0	2
Tennessee Western	0	0	0	0	0	0
Texas Eastern	4	0	4	53	0	53
Texas Northern	0	0	0	0	0	0
Texas Southern	3	0	3	20	0	20
Texas Western	0	0	0	0	0	0
Utah	2	0	2	5	0	5
Vermont	0	0	0	0	0	0
Virgin Islands	0	0	0	0	0	0
Virginia Eastern	7	0	7	18	0	18
Virginia Western	0	0	0	0	0	0
Washington Eastern	0	0	0	0	0	0
Washington Western	0	0	0	0	0	0
West Virginia Southern	0	0	0	0	0	0
West Virginia Northern	0	0	0	0	0	0
Wisconsin Eastern	0	0	0	0	0	0
Wisconsin Western	0	0	0	0	0	0
Wyoming	0	0	0	0	0	0
TOTAL	88	8	80	456	48	408

2016 ACTIVE CIVIL CASES & DEFENDANTS

FEDERAL DISTRICT	HUMAN TRAFFICKING CASES	SEX TRAFFICKING CASES	LABOR TRAFFICKING CASES	HUMAN TRAFFICKING DEFENDANTS	SEX TRAFFICKING DEFENDANTS	LABOR TRAFFICKING DEFENDANTS
Alabama Northern	1	0	1	2	0	2
Alabama Middle	1	0	1	6	0	6
Alabama Southern	0	0	0	0	0	0
Alaska	0	0	0	0	0	0
Arizona	2	0	2	6	0	6
Arkansas Eastern	0	0	0	0	0	0
Arkansas Western	1	0	1	29	0	29
California Central	3	0	3	18	0	18
California Eastern	1	0	1	6	0	6
California Northern	1	0	1	1	0	1
California Southern	0	0	0	0	0	0
Colorado	2	0	2	3	0	3
Connecticut	2	1	1	8	4	4
Delaware	0	0	0	0	0	0
District of Columbia	1	0	1	3	0	3
Florida Middle	3	0	3	6	0	6
Florida Northern	0	0	0	0	0	0
Florida Southern	0	0	0	0	0	0
Georgia Middle	1	0	1	2	0	2
Georgia Northern	2	1	1	4	2	2
Georgia Southern	2	0	2	6	0	6
Guam	0	0	0	0	0	0
Hawaii	0	0	0	0	0	0
Idaho	0	0	0	0	0	0
Illinois Central	0	0	0	0	0	0
Illinois Northern	1	0	1	2	0	2
Illinois Southern	0	0	0	0	0	0
Indiana Northern	1	0	1	2	0	2
Indiana Southern	0	0	0	0	0	0
Iowa Northern	0	0	0	0	0	0
Iowa Southern	0	0	0	0	0	0
Kansas	0	0	0	0	0	0
Kentucky Eastern	0	0	0	0	0	0
Kentucky Western	0	0	0	0	0	0
Louisiana Eastern	3	0	3	10	0	10
Louisiana Middle	1	0	1	3	0	3
Louisiana Western	3	0	3	22	0	22
Maine	0	0	0	0	0	0

FEDERAL DISTRICT	HUMAN TRAFFICKING CASES	SEX TRAFFICKING CASES	LABOR TRAFFICKING CASES	HUMAN TRAFFICKING DEFENDANTS	SEX TRAFFICKING DEFENDANTS	LABOR TRAFFICKING DEFENDANTS
Maryland	1	0	1	3	0	3
Massachusetts	0	0	0	0	0	0
Michigan Eastern	2	0	2	3	0	3
Michigan Western	2	2	0	7	7	0
Minnesota	4	2	2	39	26	13
Mississippi Northern	0	0	0	0	0	0
Mississippi Southern	3	1	2	17	1	16
Missouri Eastern	0	0	0	0	0	0
Missouri Western	3	0	3	8	0	8
Montana	1	0	1	1	0	1
Nebraska	0	0	0	0	0	0
Nevada	0	0	0	0	0	0
New Hampshire	0	0	0	0	0	0
New Jersey	0	0	0	0	0	0
New Mexico	0	0	0	0	0	0
New York Eastern	3	0	3	40	0	40
New York Northern	0	0	0	0	0	0
New York Southern	9	0	9	22	0	22
New York Western	1	0	1	3	0	3
North Carolina Eastern	0	0	0	0	0	0
North Carolina Middle	0	0	0	0	0	0
North Carolina Western	1	0	1	4	0	4
North Dakota	1	0	1	2	0	2
Northern Mariana Islands	0	0	0	0	0	0
Ohio Northern	0	0	0	0	0	0
Ohio Southern	0	0	0	0	0	0
Oklahoma Eastern	0	0	0	0	0	0
Oklahoma Northern	0	0	0	0	0	0
Oklahoma Western	1	0	1	3	0	3
Oregon	0	0	0	0	0	0
Pennsylvania Eastern	0	0	0	0	0	0
Pennsylvania Middle	1	0	1	25	0	25
Pennsylvania Western	0	0	0	0	0	0

FEDERAL DISTRICT	HUMAN TRAFFICKING CASES	SEX TRAFFICKING CASES	LABOR TRAFFICKING CASES	HUMAN TRAFFICKING DEFENDANTS	SEX TRAFFICKING DEFENDANTS	LABOR TRAFFICKING DEFENDANTS
Puerto Rico	0	0	0	0	0	0
Rhode Island	0	0	0	0	0	0
South Carolina	2	0	2	9	0	9
South Dakota	0	0	0	0	0	0
Tennessee Eastern	0	0	0	0	0	0
Tennessee Middle	1	0	1	2	0	2
Tennessee Western	0	0	0	0	0	0
Texas Eastern	4	0	4	53	0	53
Texas Northern	0	0	0	0	0	0
Texas Southern	3	0	3	20	0	20
Texas Western	0	0	0	0	0	0
Utah	1	0	1	3	0	3
Vermont	0	0	0	0	0	0
Virgin Islands	0	0	0	0	0	0
Virginia Eastern	6	0	6	14	0	14
Virginia Western	0	0	0	0	0	0
Washington Eastern	0	0	0	0	0	0
Washington Western	0	0	0	0	0	0
West Virginia Southern	0	0	0	0	0	0
West Virginia Northern	0	0	0	0	0	0
Wisconsin Eastern	0	0	0	0	0	0
Wisconsin Western	0	0	0	0	0	0
Wyoming	1	0	1	3	0	3
TOTAL	89	7	82	483	40	443

Trafficking MATTERS

www.TraffickingMatters.com

www.TraffickingInstitute.org

